

**NOTICE OF MEETING OF THE
THATCHER TOWN COUNCIL
August 24, 2015**

Pursuant to A.R.S. 38 431.02, notice is hereby given to the members of the Town Council of the Town of Thatcher and the general public that the Town Council will hold a its **Regular Meeting** that is open to the public on **August 24, 2015 beginning at 7:00 PM.**, in the Council Chambers, Thatcher Town Hall, located at 3700 West Main Street, Thatcher, Arizona.

AGENDA

1. Welcome and Call Meeting to Order.
2. Pledge of Allegiance.
3. Roll Call.

4. **OPEN CALL TO THE PUBLIC:**

Anyone wishing to address the Council on an issue not on the agenda is allowed to speak at this time. Comments are limited to 5 minutes and the Council may only direct staff to study the matter, respond to criticism or schedule the matter for a future meeting.

5. **PUBLIC APPEARANCES:**

- A. Transportation Advisory Counsel and Transit Feasibility Study – Laura Rogers

6. **CONSENT AGENDA:** Action Item

- A. Approve minutes of the July 20, 2015 Regular Council Meeting.
- B. Planning and Zoning Monthly Report.
- C. Police Monthly Report.
- D. Approval of Invoices.
- E. Financial Reports.

7. **OLD BUSINESS:** Discussion, consideration and possible action

8. **NEW BUSINESS:** Discussion, consideration and possible action

- A. Transit program decision.
- B. Recycling program discussion.

9. **INFORMATIONAL ITEMS:**

- A. Town Manager's Report.
- B. Fire Department Report.
- C. Police Department Report.

10. COMMITTEE REPORTS:

- A. Safe House
- B. Chamber of Commerce
- C. SEAGO
- D. Training Report

11. ADJOURNMENT

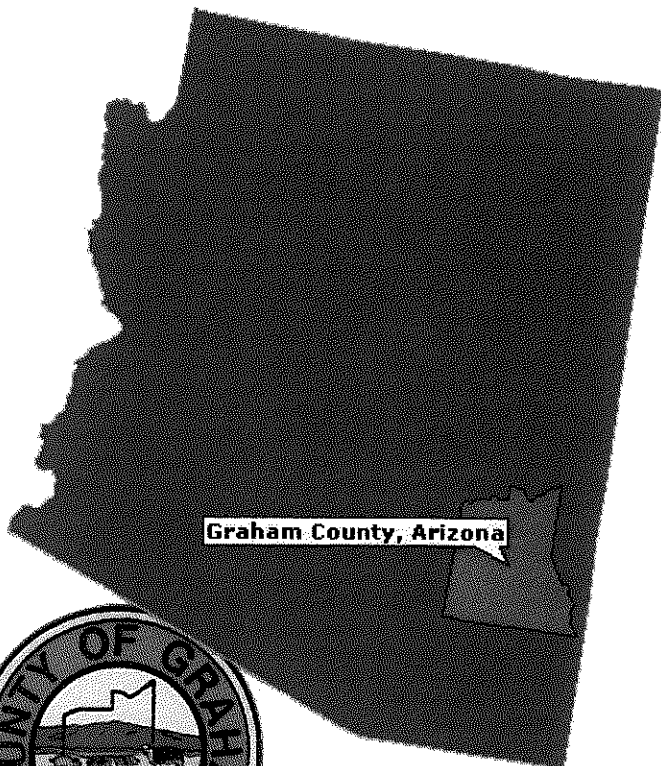
The agenda may be inspected at the Thatcher Town Hall, 3700 W. Main Street, Thatcher, Arizona. All individuals addressing the Council shall limit their presentations or comments to 5 minutes or less and no more than twice on any one subject.

Handicapped individuals with special accessibility needs may contact Heath Brown, ADA Coordinator the Town of Thatcher, at (928) 428-2290 or (800) 367-8938 (TDD Relay). If possible, such requests should be made 72 hours in advance.


Posted by: _____

Date: _____ Time: _____


Graham County Transit Feasibility Study



Graham County, Arizona



ADOT



Prepared by:
Mobility Planners
and
Transit Marketing

Executive Summary Feasibility Working Paper

July 2015

The Multimodal Planning Division (MPD) of the Arizona Department of Transportation (ADOT) administers the Federal Transit Administration (FTA) Formula Grants for Rural Areas Program commonly known as the Section 5311 Program or as the Rural Public Transit Program. This program provides funds for public transportation and intercity bus projects serving rural areas. The purpose of these funds is to address the mobility needs of Arizona's rural population. Section 5311 grants are intended to provide access to employment, education, health care, shopping, and recreation. Funds may be used for public transit services operating: a) within rural communities, b) among rural communities, and c) between rural communities and urbanized areas.

Eligible applicants for Rural Public Transit funds include local public bodies (e.g., counties and municipalities), state agencies, tribal governments and related tribal communities and private non-profit agencies. The transportation services funded under Section 5311 must be open and marketed to the general public.

The FTA Section 5311 program covers:

- **58% of the subsidy needed to operate transit services,**
- **80% of the cost of administering the service,**
- **and 80% of the cost of capital equipment.**

Local financial support is needed to cover the balance of the expenses.

Local match funding typically comes from the local sponsoring agency or agencies, usually a local government agency, but other sources may also support the transit program. In-kind contributions may be used toward the local match only if the recipient formally documents the value of each non-cash share, and if this value represents a cost that would otherwise be eligible under the project.

The overall goal of this study is to determine if it is feasible to establish a Rural Transit program within Graham County and whether an application should be submitted to ADOT to become part of the FTA 5311 program.

Public Involvement Effort

To understand the potential need for public transportation within Graham County, an extensive outreach effort was conducted. This included:

- Three meetings of the Technical Advisory Committee which included representatives of the ADOT, Graham County, City of Safford, Town of Thatcher, Town of Pima, Eastern Arizona College, SEAGO, Freeport-McMoran, Chamber of Commerce, SEACAP, Blake Foundation, SEACUS, SEABHS, DES, Mount Graham Medical Center and other social service agencies.
- Twelve stakeholder interviews with representatives from social service agencies, government agencies, tribal transit and the private sector. Several elected officials were also interviewed.
- Focus groups of students from Eastern Arizona College, clients from the Department of Economic Security and Workforce Connections, WIC Clients through County Public Health and seniors at the SEACUS Senior Center.
- Three public workshops in the City of Safford, Town of Thatcher, and Town of Pima.

Transportation Needs

Is there community support and adequate potential ridership for a viable public transit system in Graham County?

The 2007 Transit Feasibility Study found that there was significant need for public transportation in Graham County. The outreach conducted during Phase One of the current study strongly supports that finding. Interviews with stakeholders and focus groups with potential users indicate that there are four key market segments with a need for public transportation:

Low income persons without a driver's license or without access to an automobile to get to training, jobs and other needs. According to the Census, 22.3% of Graham County residents live below the poverty level - almost 1 in 4 or 8,300 Graham County residents. Several of the stakeholders we talked to work with these residents on a regular basis to provide services:

- The Arizona Supplemental Nutrition Program for Women, Infants, and Children (WIC) program has a caseload of 1,120 with 985 participating in the program currently in Graham County. Staff at the WIC program and the department of health believe that a public transportation system would provide significant benefit to their clients not only for trips to the program, but for general health care, grocery shopping and other travel.
- The Workforce Connection is based in Safford and is a One Stop service for unemployed and underemployed persons. In April 2015, there were 1,038 visits by clients to Workforce Connections. Most of these clients would benefit from a public transportation system that provided circulation among Pima, Thatcher, Safford, and Solomon.
- At the Canyonlands Health clinic, approximately 60% of clients qualify for Access, Arizona's Medicaid program. The cost for a local trip by the Access transportation vendor is \$12 and \$200 for a trip to a specialist in Tucson.
- The Department of Economic Security is currently serving 5,000 clients in Graham County. This does include some double counting for clients who are enrolled in multiple DES programs. However, with 8,300 residents in Graham County living below poverty, the current caseload is not surprising. Due to the housing costs, many of their clients live in outlying areas and do not own automobiles. A large majority of DES clients would benefit from a local public transportation service.

College students living on campus at Eastern Arizona College without an automobile. Eastern Arizona College has approximately 3,500 students (1500 full time and 2000 part-time). While many students have vehicles and can provide their own transportation, others rely on getting rides or walking to get around the local area. Of the student population, 420 live on campus and 80% of these don't have automobiles. Students particularly need public transportation for trips to Walmart, the grocery store and for evening service. There is no taxi service after midnight, and it's problematic for students to get back to campus if they get out of the emergency room in the late evening.

Growing senior population, which will likely outstrip the available capacity of the SEACAP transportation program. Older adults (65 years of age or older) make up 12.2% of the Graham County population. This represents 4,500 seniors, from Pima to Solomon, with the percentage

Recommended Service Delivery Option

The clear consensus of the TAC was for option five, a community service route between Pima, Thatcher, Safford and Solomon, plus expansion of Dial-a-Ride service to the general public. This concept was strongly supported by input from stakeholders and focus group participants throughout the outreach process. On July 7, the TAC voted to recommend this service option which would include the following characteristics.

- A fixed bus route would be established and operated with a single bus on weekdays (except holidays), from 7:00 am to 6:00 pm.
 - The core route would serve the Pima, Thatcher and Safford area throughout the day, with seven to nine round trips. Extensions of the route to Daley Estates, Solomon and the 191 Corridor (from Safford south) would be served with three round trips each day. (A preliminary route is shown on the Service Concept Map below).
 - The community service route would combine curbside stops with stops within major activity centers (such as medical center and grocery store) to limit the amount of walking required to reach key destinations.
- A second bus would be used to provide general public Dial-a-Ride service within a defined area (shown on the Service Concept Map). The General Public Dial-A-Ride service would operate weekdays from 7:00 am to 6:00 pm. Advanced reservation trips would receive priority over same day requests.
 - This service would both satisfy the Americans with Disabilities Act requirement for complementary paratransit for persons unable to use the fixed route and would offer service to areas outside the reach of the fixed route.
 - If possible, the Dial-A-Ride service would be coordinated with the current SEACAP Dial-A-Ride service that is funded by the Area Agency on Aging and is primarily limited to seniors and persons with disabilities. Under this coordination approach, the governing entity would enter into a MOU with SEACAP to provide the expanded Dial-a-Ride service (SEACAP's existing one-bus operation, plus an additional bus funded by FTA 5311), making the \$30,000 that SEACAP receives in Area Agency on Aging funding eligible for in-kind match.
- A generalized concept map of the community service route and Dial-a-Ride service area boundary is shown on the map on the following page. A more refined service design and map would be developed in the second phase of the Transit Feasibility Study.

Estimated Ridership

The best estimate of ridership for the recommended Graham County transit service is approximately 31,000 annual trips, likely at the end of the second full year of implementation. This is based on national statistics and the experience of comparable Arizona communities.

- National research methodology indicates that the ridership for a two bus public transportation system can be expected to be in the range of 21,700 to 45,641 annual transit trips.
- FY 2012/13, Benson Transit provided an estimated 20,000 annual trips, and the more extensive Douglas transit service with a greater service supply and service levels had ridership of 51,572.

A five-year goal of 45,000 to 50,000 annual transit trips would be a reasonable and realistic objective for a local public transportation service in Graham County, between Pima and Solomon.

Governance Structure

Does a viable governance structure exist or can one be created in Graham County to govern, manage and comply with federal funding regulations? This is a critical question that must be answered by the Graham County Board of Supervisors, and City of Stafford, Town Thatcher, and Town of Pima City Councils.

There are three primary governance options:

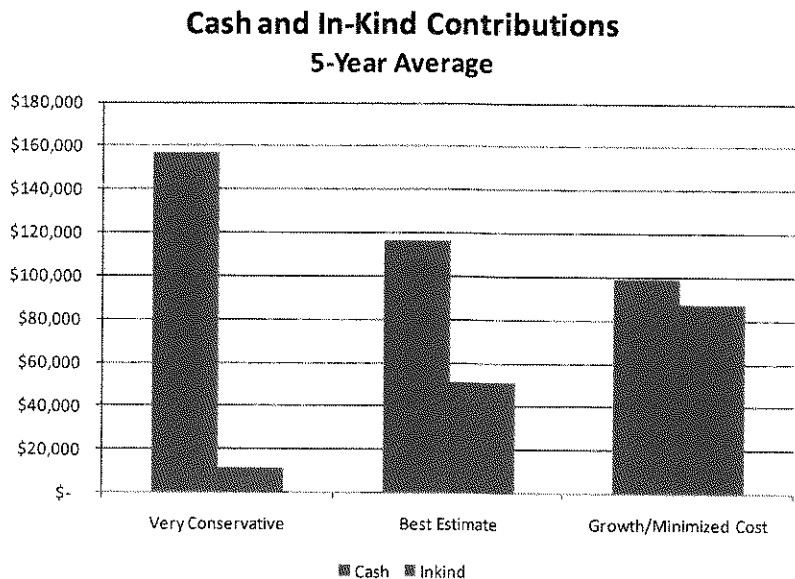
1. Governance by an existing public entity such as Graham County or the City of Safford. Under this governance alternative, an existing city or county would take responsibility for the public transportation function; public transportation would be added as a program of the City of Safford or Graham County. Due to bus maintenance requirements, it is not unusual for public transportation to be a program of the Public Works or Maintenance Departments. Other typical departments are Community Development or Planning. In this alternative, public transportation would become a distinct budgeted program of the designated department. Like any other public program, the Board of Supervisors would be the governing body in the case of Graham County, or the City Council in the case of the City of Safford.
2. Governance by an existing private non-profit. FTA 5311 guidelines allow for a non-profit agency to be the governing agency for administration of public transportation services. In this governance model, an existing agency that is currently providing transportation would be the public transportation governing and management agency responsible for public transportation services. SEACAP or the Blake Foundation are the most likely private non-profit candidates in Graham County.
3. Governance by a shared governance structure, an Intergovernmental Public Transportation Authority (IPTA). In Arizona, shared governance of public transportation is authorized by Arizona law, and the type of governing agency depends on the size of the county. In Arizona, counties with less than 200,000 population are organized as an Intergovernmental Public Transportation Authority. The members of an intergovernmental public transportation authority can include one or more county entities, incorporated cities or towns, community college districts, and any Indian nation that has a boundary within a county in which an authority is established.

community service route and general public dial-a-ride service (as described on page 6) is implemented with 5,566 vehicle service hours during the first year of operation.

This information is intended to assist potential members and partners of the Intergovernmental Public Transportation Authority to determine whether the financial participation of their agency is something they are willing to potentially commit to over a five-year period. Only a preliminary and non-binding commitment is required during Phase One of the Transit Feasibility Study. The Towns of Pima and Thatcher, City of Safford, and Graham County governing bodies will be asked to vote on a resolution stating that, subject to approval of a final operating and capital financial plan, the entity is a willing and able partner in providing the necessary local match funding to support a public transportation system in Graham County. A more detailed and specific 5-year operations and capital budget would be prepared for final consideration and commitment in Phase Two of the Graham County Transit Feasibility Study.

Three Financial Scenarios

There are many cost and revenue variables that will need to be addressed in the second phase of the Graham County Transit Feasibility Study. To allow for different outcomes, the Phase One report analyzed three financial scenarios, each with different assumptions about costs, use of in-kind contributions and growth of services. These provide a bracket of potential costs and revenues that would be required to match available FTA 5311 funding. The chart



at the right illustrates the range of local cash and in-kind contributions that would be required to sustain the system over five years, under different scenarios.

The “Best Estimate” scenario is based on known cost information and a moderate level of in-kind contributions. Costs are calculated based on the average of actual 2012/13 costs from three southeastern Arizona rural agencies (inflated to 2015 dollars). This provides the most realistic estimate of local match requirements and will be used as the basis of estimates throughout the remainder of this section.

Cost/Revenue Categories

Implementation of a public transit service will involve three types of costs and revenues – administrative, operating and capital. The financial analysis considers all of these as follows.

Best Estimate Scenario Preliminary Estimate

	First Year	Second Year	Third Year	Fourth Year	Fifth Year
Administrative Costs and Revenues					
Total Administrative Cost	\$ 120,000	\$125,000	\$128,750	\$132,613	\$136,591
FTA 5311 Share (80%)	\$ 96,000	\$ 100,000	\$ 103,000	\$ 106,090	\$ 109,273
Local Share (20%)	\$ 24,000	\$ 25,000	\$ 25,750	\$ 26,523	\$ 27,318
Cash	\$ 11,000	\$ 11,610	\$ 7,958	\$ 7,317	\$ 6,687
In-Kind	\$ 13,000	\$ 13,390	\$ 17,792	\$ 19,205	\$ 20,632
Operating Costs					
		Second Year	Third Year	Fourth Year	Fifth Year
Estimated Vehicle Hours		5,566	6,072	7,394	7,394
Total Operating Costs		\$ 294,998	\$ 331,470	\$ 369,866	\$ 380,962
Fare Revenue		\$17,174	\$19,297	\$24,204	\$24,930
Net Operating Costs		\$277,824	\$312,173	\$345,662	\$356,032
FTA 5311 Share (58%)		\$161,138	\$181,060	\$200,484	\$206,499
Local Share (42%)		\$116,686	\$131,113	\$145,178	\$149,533
Cash		\$86,686	\$101,113	\$115,178	\$119,533
In-Kind		\$ 30,000	\$ 30,000	\$ 30,000	\$ 30,000
Capital Costs					
	First Year	Second Year	Third Year	Fourth Year	Fifth Year
Buses	\$ 240,000				
Bus shelters/access	\$ 110,000	\$ 30,000			
Signage and panels	\$ 30,000	\$ 10,000	\$ 10,300	\$ 10,609	\$ 10,927
Equipment and Other	\$ 45,000	\$ 15,000		\$ 15,000	
Total Capital Costs	\$ 425,000	\$ 55,000	\$ 10,300	\$ 25,609	\$ 10,927
FTA 5311 Share (80%)	\$ 340,000	\$ 44,000	\$ 8,240	\$ 20,487	\$ 8,742
Local Share (20%)	\$ 85,000	\$ 11,000	\$ 2,060	\$ 5,122	\$ 2,185
Cash	\$ 42,500	\$ 5,500	\$ 2,060	\$ 5,122	\$ 2,185
In-Kind	\$ 42,500	\$ 5,500			
Total Costs	\$ 545,000	\$ 474,998	\$ 470,520	\$ 528,087	\$ 528,480
Total Local Share Required	\$ 109,000	\$ 152,686	\$ 158,923	\$ 176,822	\$ 179,037

Under the best estimate scenario, total costs average just over \$500,000 per year over a five-year period. The required total local match ranges from \$109,000 to approximately \$179,000 over the five-year period. It is assumed that this local match will be met using a combination of cash and in-kind contributions as shown in the table.

Cost Allocation

The consensus of the TAC was that total population within the transit service area should be the basis for cost allocation of costs to the IPTA members. The chart at the right shows the estimated "population" for each of the proposed IPTA partners and the preliminary cost share.

	Population	Illustrative Percentage
Safford	9,556	40%
Thatcher	4,848	20%
Graham County	5,000	20%
Pima	2,387	10%
Eastern Arizona College	3,500	10%

Next Steps

The Technical Advisory Committee will present the findings of Phase One of the Graham County Transit Feasibility Study and the TAC's recommendation regarding governance and funding to the governing bodies for the potential Intergovernmental Public Transportation Authority members. These bodies will be asked to take an advisory vote regarding their willingness to financially support a local public transportation service with their fair share of local cash contributions allocated based on population shares. Please note that estimated costs will be refined during Phase Two of the Transit Feasibility Study. Final cash and in-kind contribution shares will be presented to each group for formal approval prior to initiation of the program.

**MINUTES OF MEETING AND PUBLIC HEARING OF THE
THATCHER TOWN COUNCIL
July 20, 2015**

Present: Mayor Bob Rivera, Vice Mayor Aaron Allen, Councilmembers Wayne Griffin, Ken Larson, Don Innes, Joy Martin, Ryan Rapier

Staff: Terry Hinton Manager, Chief Shaffen Woods Police, Chief Mike Payne Fire Department, Lona Duncan Town Clerk

Visitors: Kelly Mott Lacroix, Cameron Becker, Brittany XIV, David Sowders

AGENDA

Mayor Rivera welcomed everyone and stated there was a quorum at 7:00pm. Mayor Rivera said God Bless and men and women in the armored forces, first responder's fire and police, Town of Thatcher and the United States of America.

Pledge of Allegiance leady by Councilman Ken Larson

Roll Call.

PUBLIC HEARING:

- A. Liquor License for Daley Stop Store.
None
- B. Temporary Use Permit for Elder Care – Henry Clifford.
None
- C. Amending C-2 Zone adding Conditional Uses.
None

OPEN CALL TO THE PUBLIC:

PUBLIC APPEARANCES:

- A. Scenario Planning Presentation regarding the Upper Gila River Watershed

Kelly Lacroix introduced herself as the Senior Research Analyst for the Water Resources Research Center at the University of Arizona. In the past couple of years we have been working through a group called Gila Watershed Partnership here in the Gila Valley to help them think about the natural resources of the region. I am going to give you some of the scenario planning. We started in 2012 with a grant from Desert Landscape Conservation to create a water shed assessment. We worked on the statement of how do we provide long-term water supplies for community, preserve the rural and sustain and enhance the health of the Upper Gila River Watershed. We came up with four things that would affect that. (1)The fate of the New Mexico's CAP allotment whether they divert Gila water or conserve, they did divert.(2) The impact from the Tamarisk Leaf Beetle

that we believe will be here in 2017. (3) Local to Federal Control what would happen if increased local control or federal control. (4) The fluctuation in cotton prices low or high. I have some flyers we have made to show you the different scenario's of how the key drivers of change in watershed are influenced and changed by the major uncertainties. Scenarios just show what might happen so we can plan for the future. Mayor Rivera thanked them for coming.

CONSENT AGENDA:

Action Item

- A. Approve minutes of the June 15, 2015 Regular Council Meeting.
- B. Planning and Zoning Monthly Report.
- C. Police Monthly Report.
- D. Approval of Invoices.
- E. Financial Reports.

Councilman Griffin made motion to approve consent agenda. Vice Mayor Allen seconded the motion. The vote was unanimous. Motion passed

OLD BUSINESS:

Discussion, consideration and possible action.

NEW BUSINESS:

Discussion, consideration and possible action

- A. Decision on Daley Stop Liquor License.

Terry explained this is a change in ownership and the license is the same.

Councilman Innes made motion to approve the Liquor License for the Daley Stop LLC. Councilwomen Martin seconded the motion. The vote was unanimous. Motion passed

- B. Decision on Henry Clifford Elder Care Conditional Use Permit.

Terry said the Planning & Zoning Commission approve the Conditional Use Permit. Henry Clifford Jr. has been living with his father and taking care of him. He is now married and would like to live in an RV by his father's home so he can continue to take care of him.

Councilman Innes made motion to approve Conditional Use Permit for Henry Clifford. Vice Mayor Allen seconded the motion. The vote was unanimous. Motion passed.

- C. **ORDINANCE NO. 176-2015:** AN ORDINANCE OF THE MAYOR AND TOWN COUNCIL OF THE TOWN OF THATCHER, ARIZONA, AMENDING THE OFFICIAL ZONING MAP FOR THE TOWN OF THATCHER, ARIZONA PURSUANT TO ARTICLE 3, SECTION 3.3 REZONING REQUESTS AND ZONING TEXT AMENDMENTS, OF THE TOWN OF THATCHER ZONING

ORDINANCE BY ADOPTING A ZONING DISTRICT CLASSIFICATION FOR THE PROPERTIES LOCATED AT 1117 & 1146 N. STADIUM AVENUE; ZONING ADOPTED BEING "MU" (CASE #Z15-01).

Terry explained this is a clean up from last month when we approved it. We should have had the Ordinance ready.

Vice Mayor Allen made motion to approve the Ordinance No 176-2015. Councilman Innes seconded the motion. The vote was unanimous. Motion passed

- D. **ORDINANCE NO. 177-2015:** AN ORDINANCE OF THE MAYOR AND TOWN COUNCIL OF THE TOWN OF THATCHER, ARIZONA, AMENDING CHAPTER 153, ARTICLE 7, SECTION 7.3 D. CONDITIONAL USES IN THE "C-2" ZONING DISTRICT OF THE TOWN OF THATCHER ZONING ORDINANCE BY ADDING TWO ADDITIONAL CONDITIONAL USES, PURSUANT TO A.R.S. §9-462.01.

Terry said we talked about this. We have several areas that are zoned C-2 which really do not lean themselves to commercial property. We think that the Town Council should have the ability to look at those on an individual case. The two conditional uses would be multi family dwellings apartments and the other small product distributorships.

Councilman Griffin made motion to approve Ordinance No. 177-2015. Councilwoman Martin seconded the motion. The vote was unanimous. Motion passed

INFORMATIONAL ITEMS:

- A. Town Manager's Report:

Terry said Polaris is open for business and already doing quite well. We are doing some work on the building like we did with the others they pay for materials and we do the labor. We are putting in new bathrooms at our cost. Vice Mayor Allen said you need to go look they have lot more items and it looks really nice. Mr. Shupe gave me a tour and I was really impressed I believe they will bring in 250 thousand dollars in sales tax revenue for the Town. Terry said we should be out of there by end of week. We have been working on the 1st Ave community playground area except when it rains. We started the park at Town Hall and will continue when finished with the Polaris building. Then the work will be on the concession stand and the retaining wall by the cemetery. Next Monday the 27th can we have an executive session with the attorney for the purchase of the Coop? Time was decided to be at 6:30pm on July 27th. Terry said we would also like to change the date of the August Council Meeting due to the Mayor not able to attend. It was decided to hold Council meeting on August 24th.

- B. Fire Department Report.

Chief Payne said we have the Az State Fire School going in September. I have 11 men signed up for classes. We are also looking at purchase prices to replace

Engine # 4 and #5. Mayor Rivera thanked the Fire Department for putting up the big Flag on July 4th.

C. Police Department Report.

Chief Woods said Officer Thatcher is on light duty and she has been able to put some of the bar coding in for us for the Spillman System. It has been a great help. We are still sending officers to training, leadership, homicide, rifle school, interviewing, GOHS grant training. We did find out that Az Post lost funds this year from the State of Arizona and so the 2 thousand we usually get for training will not be given to us this year. We took our two new cars to Phoenix for installation and should have them back by mid August.

COMMITTEE REPORTS:

- A. Safe House- Nothing to report
- B. Chamber of Commerce – Nothing to report
- C. SEAGO- Nothing to report
- D. Training Report.

Mayor Rivera explained to Council that the Transportation Committee will report to Council at the next meeting. They have information on the needs that are here in the valley and the cost of to each entity (Safford, Freeport, Pima, Graham County, College, and Thatcher) to provide transportation for our citizens.

ADJOURNMENT

Councilman Innes made motion to adjourn meeting. Councilman Larson seconded the motion. Meeting adjourned at 8:16pm

ATTEST:

APPROVED:

Lona Duncan, Town Clerk

Robert Rivera, Mayor

CERTIFICATION

I hereby certify that the foregoing minutes are a true and correct copy of the minutes of the regular/special meeting of the Town Council of the Town of Thatcher held on this 20th day of July, 2015. I further certify that the meeting was duly called and held and that a quorum was present.

Lona Duncan, Town Clerk

TOWN OF THATCHER BUILDING PERMITS

								Jul-15		
								Number of Permits	Valuation	Number of housing Units
New Residential Buildings										
One-family houses, detached										
one-family houses, attached										
Two-family buildings										
Apartment Three and four family										
Buildings Five or more family										
Manufactured/Mobile Homes/Park Models										
Publicly owned housing units										
Hotels, motels, tourist courts and cabins										
Other shelter										
New Nonresidential Buildings										
Amusement and recreational buildings										
Churches and other religious buildings										
Industrial buildings										
Parking garages open to general public										
Service Stations and Repair Garages										
Hospitals and other institutional buildings										
Office, bank and professional buildings										
Stores and other mercantile buildings										
Public works and utilities buildings, publicly owned										
Public works and utilities buildings, privately owned										
Schools/other educational buildings, publicly owned										
Schools/other educational buildings, privately owned										
Other nonresidential buildings										
Structures other than buildings										
Swimming pools, fences, billboards, signs, awnings, etc.								1	3,200	
Additions and Alterations										
Residential buildings										
Residential garages and carports										
Commercial buildings										
All other buildings and structures										
Total								1	3,200	
Housing unit demolitions										

POLICE DEPARTMENT ACTIVITY REPORT 2015

MONTHLY ACTIVITY & MILEAGE

NAME	CA		JR		TC		W		TOT		Miles	Car #	Mileage
	A	JR	A	JR	A	JR	A	JR	A	JR			
Cauthen, Everett	46	2	0	2	43	93	2082						46590
Hopson, James	28	0	0	2	5	35	1218					P205	95115
Ellsworth, Brian	34	4	0	7	10	55	948					P204	95352
West, Kevin	21	0	0	2	6	29	604					P203	43542
Larson, Jason	16	1	0	2	4	23	0						13930
Rodger, Andy	40	6	0	7	38	91	1578					P206	44936
Whisman, James	17	0	0	1	8	26	403					P209	19820
Williams, Rebecca	3	0	0	0	0	3	0					P201	6098
TOTAL	205	13	0	23	114	355	6833						90347

YTD ACTIVITY

NAME	Jan		Feb		Mar		Apr		May		Jun		Jul		Aug		Sep		Oct		Nov		Dec		Total	Avg.
	TC	W	TC	W	TC	W	TC	W	TC	W	TC	W	TC	W	TC	W	TC	W	TC	W	TC	W	TC	W		
Cauthen, Everett	42	70	69	110	139	85	93																		608	87
Hopson, James	35	30	34	72	59	24	35																		289	41
Ellsworth, Brian	67	66	39	73	67	46	55																		413	59
West, Kevin	38	44	45	28	28	24	29																		236	34
Larson, Jason	49	61	52	36	59	38	23																		318	45
Rodger, Andy	57	68	62	65	77	63	91																		483	69
Whisman, James	44	46	68	39	22	55	26																		300	43
Williams, Rebecca	91	68	55	49	81	33	3																		380	54
TOTAL	423	453	424	472	532	368	355																		3027	252

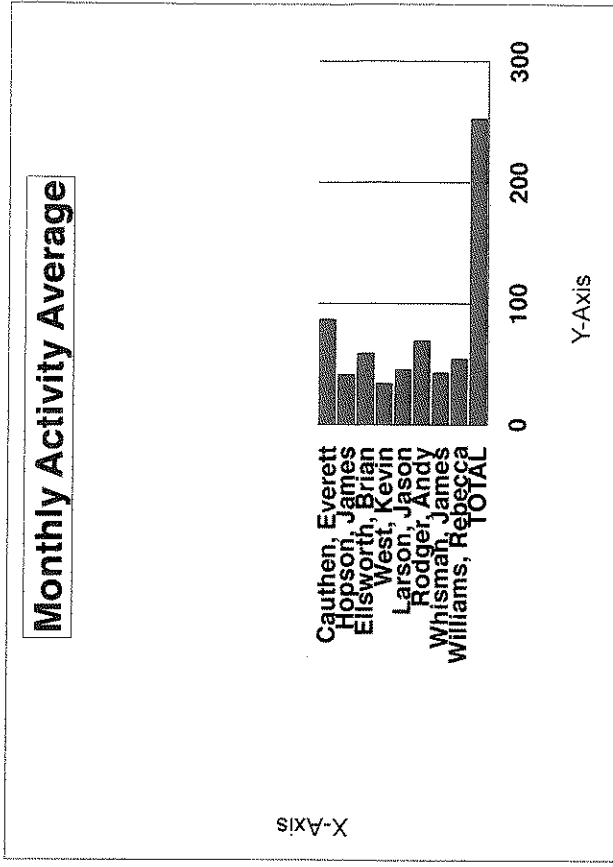
YTD MILEAGE

NAME	Jan		Feb		Mar		Apr		May		Jun		Jul		Aug		Sep		Oct		Nov		Dec		Total	Avg.
	TC	W	TC	W	TC	W	TC	W	TC	W	TC	W	TC	W	TC	W	TC	W	TC	W	TC	W	TC	W		
Cauthen, Everett	1974	1395	2003	1794	2346	1550	2082																		13144	1878
Hopson, James	753	825	775	1503	1557	523	1218																		7154	1022
Ellsworth, Brian	974	1119	732	1442	971	1113	948																		7299	1043
West, Kevin	949	811	973	652	656	620	604																		5265	752
Larson, Jason	752	568	650	601	819	930	0																		4320	617
Rodger, Andy	1014	996	1188	1246	805	1473	1578																		8300	1186
Whisman, James	813	754	987	738	718	830	403																		5243	749
Williams, Rebecca	838	1178	580	690	1304	427	0																		5017	717
TOTAL	8067	7848	7888	8666	9176	7466	6833																		55742	4645

TC/W RATIO

NAME	Jan		Feb		Mar		Apr		May		Jun		Jul		Aug		Sept		Oct		Nov		Dec		YTD TOTAL	YTD AVG.		
	TC	W	TC	W	TC	W	TC	W	TC	W	TC	W	TC	W	TC	W	TC	W	TC	W	TC	W	TC	W				
Cauthen, Everett	0	15	5	22	3	21	11	40	10	87	2	44	2	43											33	272	5	39
Hopson, James	3	5	1	13	3	14	1	24	3	21	0	8	2	5											13	90	2	13
Ellsworth, Brian	21	14	5	27	4	10	15	22	5	21	5	17	7	10											62	121	9	17
West, Kevin	2	9	4	12	5	6	5	11	0	5	4	7	2	6											22	56	3	8
Larson, Jason	9	10	7	21	4	19	6	10	9	9	2	4	2	4											39	77	6	11
Rodger, Andy	12	23	8	35	3	38	7	24	9	35	8	24	7	38											54	217	8	31
Whisman, James	3	23	0	25	10	37	2	11	0	12	4	10	1	8											20	126	3	18
Williams, Rebecca	6	19	1	12	1	13	4	4	5	31	1	8	0	0											18	87	3	12
TOTAL	56	118	31	167	33	158	51	146	41	221	26	122	23	114											261	1046	20.88	83.68

Monthly Activity Average



Thatcher Police Department Chief's Report
2015

	JAN	FEB	MAR	APR	MAY	JUNE	JULY	AUG	SEP	OCT	NOV	DEC	TOTAL
Complaints Answered	232	238	215	223	235	209	207						1559
Arrests	19	20	21	18	25	18	13						134
Juvenile Referrals	0	1	3	2	11	1	0						18
Traffic Citations	59	31	32	52	42	26	23						265
Warnings		167	158	146	221	122	114						1046
	118												
MONTHLY TOTAL	428	457	429	441	534	378	357						3024
YEARLY TOTAL	428	885	1314	1755	2289	2667	3024						3024

CURRENT MONTH BREAKDOWN

COMPLAINT BREAKDOWN

						<u>Property</u>	<u>MILES</u>
Accidents	8	Sex Offenses	0	Thefts	16	Stolen	\$ 4169 7454
Traffic Comp	9	Crim Damage	6	Disturbance	1	Recovered	60
Veh Assist	18	Alarm	18	Fire	5	Difference	4109
Domestic	7	Assault	3	Deaths	0		
DUI	3	Animal	11	Juv Comp	2		
Missing Person	0	Drugs	0	Gen Comp	117		
Alcohol Viol	0	Homicide	0				

YEAR TO DATE BREAKDOWN

COMPLAINT BREAKDOWN

						<u>Property</u>	<u>MILES</u>
Accidents	75	Sex Offenses	1	Thefts	109	Stolen	\$ 30499 62493
Traffic Comp	72	Crim Damage	31	Disturbance	12	Recovered	1704
Veh Assist	93	Alarm	70	Fire	20	Difference	28795
Domestic	39	Assault	10	Deaths	3		
DUI	15	Animal	51	Juv Comp	34		
Missing Person	4	Drugs	27	Gen Comp	981		
Alcohol Viol	7	Homicide	0				

Thatcher Police Department Chief's Report
2014

	JAN	FEB	MAR	APR	MAY	JUNE	JULY	AUG	SEP	OCT	NOV	DEC	TOTAL
Complaints Answered	190	188	216	228	194	198	196	203	221	203	179	182	2398
Arrests	15	17	31	26	15	17	26	27	15	11	16	21	237
Juvenile Referrals	4	3	2	5	1	3	5	1	1	2	1	0	28
Traffic Citations	45	28	54	110	70	57	48	48	73	87	43	44	707
Warnings	90	90	89	108	176	188	117	132	234	221	151	103	1699
MONTHLY TOTAL	344	326	392	477	456	463	392	411	544	524	390	350	5461
YEARLY TOTAL	344	670	1062	1539	2458	2850	3242	3653	4197	4721	5111	5461	5461

CURRENT MONTH BREAKDOWN

COMPLAINT BREAKDOWN

						<u>Property</u>	<u>MILES</u>
Accidents	15	Sex Offenses	0	Thefts	14	Stolen	\$ 1518 8913
Traffic Comp	9	Crim Damage	0	Disturbance	1	Recovered	129
Veh Assist	2	Alarm	13	Fire	1	Difference	1389
Domestic	3	Assault	0	Deaths	1		
DUI	4	Animal	8	Juv Comp	3		
Missing Person	0	Drugs	5	Gen Comp	103		
Alcohol Viol	0	Homicide	0				

YEAR TO DATE BREAKDOWN

COMPLAINT BREAKDOWN

						<u>Property</u>	<u>MILES</u>
Accidents	137	Sex Offenses	4	Thefts	169	Stolen	\$ 62349 118789
Traffic Comp	144	Crim Damage	51	Disturbance	37	Recovered	14858
Veh Assist	196	Alarm	110	Fire	35	Difference	47233
Domestic	55	Assault	9	Deaths	5		
DUI	54	Animal	91	Juv Comp	42		
Missing Person	12	Drugs	56	Gen Comp	1319		
Alcohol Viol	63	Homicide	0				

Report Criteria:

Detail report.

Invoices with totals above \$0.00 included.

Only paid invoices included.

Vendor	Vendor Name	Invoice Number	Description	Invoice Date	Net Invoice Amount	Amount Paid	Date Paid
03-20235							
6505	PUBLIC SAFETY PERSONNEL	07/2015	UNFUNDED LIABILITY PAYMEN	07/01/2015	310,000.00	310,000.00	07/16/2015
Total 03-20235:					310,000.00	310,000.00	
03-20300							
1351	AMERICAN GENERAL LIFE CO	282613/071315	ACCIDENT INS	07/13/2015	1,241.41	1,241.41	07/21/2015
1351	AMERICAN GENERAL LIFE CO	CA0853/07131	ACCIDENT INS	07/13/2015	1,241.41	1,241.41	07/27/2015
2827	CAPITOL ADMINISTRATORS, IN	77530	HEALTH INS	07/16/2015	11,227.75	11,227.75	07/21/2015
3524	DELTA DENTAL OF ARIZONA	461786	DENTAL INS	07/16/2015	4,146.69	4,146.69	07/21/2015
Total 03-20300:					17,857.26	17,857.26	
03-20380							
6439	LEGAL SHIELD	0133803/07151	PRE-PAID LEGAL SERVICES	07/15/2015	12.95	12.95	07/21/2015
Total 03-20380:					12.95	12.95	
10-20320							
1960	ARIZONA STATE TREASURER	JUNE 2015	COLLECTED FUNDS	07/01/2015	3,805.67	3,805.67	07/09/2015
1827	AZ DEPT OF PUBLIC SAFETY	JUNE 2015	ZOS5 OFFICER SAFETY EQUIP	07/01/2015	1.07	1.07	07/09/2015
2345	BASHAS'	CR2014063/07	RESTITUTION/BEAMSDERFER	07/13/2015	50.00	50.00	07/16/2015
2345	BASHAS'	CR2015055/07	RESTITUTION /MAYFIELD	07/22/2015	20.00	20.00	07/27/2015
3820	EASTERN ARIZONA COLLEGE	JUNE 2015	Z0512 OFFICER FUND	07/01/2015	1.10	1.10	07/09/2015
4470	GRAHAM COUNTY SHERIFF'S	JUNE 2015	INCARCERATION FEES	07/01/2015	270.00	270.00	07/09/2015
4505	GRAHAM COUNTY TREASURE	JUNE 2015	Z052 ADDITIONAL ASSESSMEN	07/01/2015	14.15	14.15	07/09/2015
Total 10-20320:					4,161.99	4,161.99	
10-36-400							
9141	GOOD GUYS REPAIR SERVICE	RECEIPT1427	REFUND OF BUSINESS LICENC	07/07/2015	20.00	20.00	07/09/2015
Total 10-36-400:					20.00	20.00	
10-50-310							
8050	CENTURY LINK	9284285110/06	TELEPHONE	06/22/2015	6.65	6.65	07/09/2015
4364	IMPACT TELECOM	608375058	LONG DISTANCE	07/12/2015	1.63	1.63	07/21/2015
Total 10-50-310:					8.28	8.28	
10-50-311							
7827	TRANSWORLD NETWORK COR	13418039-C29	INTERNET	06/22/2015	11.52	11.52	07/09/2015
8195	VERIZON WIRELESS	9748027004	AIR CARDS/CELL	06/26/2015	276.08	276.08	07/09/2015
Total 10-50-311:					287.60	287.60	
10-50-326							
5667	MATT N. CLIFFORD, P.C.	JULY 2015	ATTORNEY	07/01/2015	3,417.00	3,417.00	07/07/2015
5789	MICHAEL D PETERSON, P.C.	150493	ATTORNEY	07/02/2015	345.00	345.00	07/09/2015
7157	SHERIA RIOS	7520	SERVICE OF PAPERS-BLACK	07/13/2015	54.00	54.00	07/21/2015
Total 10-50-326:					3,816.00	3,816.00	

Vendor	Vendor Name	Invoice Number	Description	Invoice Date	Net Invoice Amount	Amount Paid	Date Paid
10-50-344							
3850	EASTERN ARIZONA COURIER	630/063015	PRINTING & ADVERTISING	06/30/2015	942.10	942.10	07/09/2015
3850	EASTERN ARIZONA COURIER	998/063015	PRINTING & ADVERTISING	06/30/2015	202.64	202.64	07/09/2015
Total 10-50-344:					1,144.74	1,144.74	
10-50-505							
2320	CHASE CARD SERVICES	052915LTLAM	ACAA CONFERENCE	05/29/2015	299.56	299.56	07/16/2015
2320	CHASE CARD SERVICES	0616DENNY	MAYORS MEETING	06/16/2015	37.17	37.17	07/16/2015
2320	CHASE CARD SERVICES	0626LEAGUE-	LEAGUE CONFERENCE	06/26/2015	75.00	75.00	07/16/2015
2320	CHASE CARD SERVICES	0626LEAGUE-	LEAGUE CONFERENCE	06/26/2015	115.00	115.00	07/16/2015
2320	CHASE CARD SERVICES	0626LEAGUE-	LEAGUE CONFERENCE	06/26/2015	100.00	100.00	07/16/2015
51	TERRY HINTON	07/13/2015	OPENING OF HOSPITAL	07/20/2015	60.50	60.50	07/21/2015
Total 10-50-505:					687.23	687.23	
10-50-511							
5410	LEAGUE OF ARIZONA CITIES/T	2015-2016	ANNUAL DUES	02/18/2015	6,255.00	6,255.00	07/09/2015
Total 10-50-511:					6,255.00	6,255.00	
10-50-512							
7075	SEAGO	FY2016	RTAC AND ANNUAL DUES	07/07/2015	2,844.00	2,844.00	07/16/2015
Total 10-50-512:					2,844.00	2,844.00	
10-50-590							
808	CAMERON MACK	07/04/2015	THATCHER LIBRARY	07/06/2015	80.00	80.00	07/07/2015
808	CAMERON MACK	07/25/2015	THATCHER LIBRARY	07/23/2015	80.00	80.00	07/27/2015
805	CANDICE HINTON	07/04/2015	THATCHER LIBRARY	07/06/2015	264.00	264.00	07/07/2015
805	CANDICE HINTON	07/25/2015	THATCHER LIBRARY	07/23/2015	336.00	336.00	07/27/2015
2320	CHASE CARD SERVICES	0609ORIENTA	READING PROGRAM SUPPLIES	06/09/2015	390.94	390.94	07/16/2015
4450	GRAHAM COUNTY FLORIST	038030/1	FLOWERS/HANCOCK	06/30/2015	65.76	65.76	07/16/2015
807	HAYLEE LAYTON	07/04/2015	THATCHER LIBRARY	07/06/2015	96.00	96.00	07/07/2015
807	HAYLEE LAYTON	07/25/2015	THATCHER LIBRARY	07/23/2015	52.00	52.00	07/27/2015
791	LAURA MEEHL	07/04/2015	LIBRARY WORKER	07/06/2015	16.00	16.00	07/07/2015
661	LEAH MEEHL	07/04/2015	LIBRARY WORKER	07/06/2015	120.00	120.00	07/07/2015
661	LEAH MEEHL	07/25/2015	LIBRARY WORKER	07/23/2015	120.00	120.00	07/27/2015
792	LEXI LUTZ	07/04/2015	LIBRARY WORKER	07/06/2015	16.00	16.00	07/07/2015
806	MALYSSA WINDSOR	07/04/2015	THATCHER LIBRARY	07/06/2015	180.00	180.00	07/07/2015
806	MALYSSA WINDSOR	07/25/2015	THATCHER LIBRARY	07/23/2015	288.00	288.00	07/27/2015
Total 10-50-590:					2,104.70	2,104.70	
10-52-102							
3820	EASTERN ARIZONA COLLEGE	15011	WORK STUDY	07/08/2015	643.87	643.87	07/16/2015
Total 10-52-102:					643.87	643.87	
10-52-122							
7515	SWERDLIN & COMPANY	92806	ADMINISTRATION FEES	06/26/2015	384.00	384.00	07/16/2015
Total 10-52-122:					384.00	384.00	
10-52-127							
1647	AMRRP-WC FUND	APR-JUN 15	WORKERS COMP INS	07/21/2015	1,595.00	1,595.00	07/27/2015

Vendor	Vendor Name	Invoice Number	Description	Invoice Date	Net Invoice Amount	Amount Paid	Date Paid
Total 10-52-127:					1,595.00	1,595.00	
10-52-302							
7350	SOUTHWEST RISK SERVICES, I	8/2015-7/2016	COMMUTING COVERAGE	07/01/2015	11.60	11.60	07/09/2015
Total 10-52-302:					11.60	11.60	
10-52-305							
2320	CHASE CARD SERVICES	0618WESTAU	CONTROL BOARD	06/18/2015	140.09	140.09	07/16/2015
Total 10-52-305:					140.09	140.09	
10-52-310							
8050	CENTURY LINK	9284285110/06	TELEPHONE	06/22/2015	43.97	43.97	07/09/2015
4364	IMPACT TELECOM	608375058	LONG DISTANCE	07/12/2015	10.77	10.77	07/21/2015
Total 10-52-310:					54.74	54.74	
10-52-311							
7827	TRANSWORLD NETWORK COR	13418039-C29	INTERNET	06/22/2015	2.86	2.86	07/09/2015
8195	VERIZON WIRELESS	9748027004	AIR CARDS/CELL	06/26/2015	68.43	68.43	07/09/2015
Total 10-52-311:					71.29	71.29	
10-52-312							
4302	CITY OF SAFFORD	16-161.01/063	TOWN HALL	06/30/2015	569.67	569.67	07/09/2015
4302	CITY OF SAFFORD	17-529.02/063	3670 W MAIN	06/30/2015	28.75	28.75	07/09/2015
Total 10-52-312:					598.42	598.42	
10-52-340							
2320	CHASE CARD SERVICES	0618MAST	DEFIB PADS	06/18/2015	65.35	65.35	07/16/2015
2320	CHASE CARD SERVICES	0622INTERST	AED BATTERIES	06/22/2015	83.98	83.98	07/16/2015
4840	INTERSTATE ELECTRONICS IN	8958	COPIER AGREEMENT	06/30/2015	286.43	286.43	07/16/2015
4840	INTERSTATE ELECTRONICS IN	8959	COPIER AGREEMENT	06/30/2015	276.08	276.08	07/16/2015
Total 10-52-340:					711.84	711.84	
10-52-342							
1335	AMERICAN DYNA-MITE	07/20/2015	PEST CONTROL	07/20/2015	50.00	50.00	07/21/2015
3350	CURTIS LANDSCAPE & IRRIGA	16939	VALVES	07/01/2015	53.30	53.30	07/16/2015
Total 10-52-342:					103.30	103.30	
10-52-344							
3850	EASTERN ARIZONA COURIER	630/063015	PRINTING & ADVERTISING	06/30/2015	628.07	628.07	07/09/2015
3850	EASTERN ARIZONA COURIER	998/063015	PRINTING & ADVERTISING	06/30/2015	135.10	135.10	07/09/2015
Total 10-52-344:					763.17	763.17	
10-52-350							
51	TERRY HINTON	JUNE TRAVEL	MILEAGE JUNE 15	07/01/2015	800.00	800.00	07/09/2015
Total 10-52-350:					800.00	800.00	
10-52-402							
1600	ARIZ DEPT OF REVENUE-TPT	JUNE 2015	USE TAX	07/27/2015	1,203.14	1,203.14	07/27/2015

Vendor	Vendor Name	Invoice Number	Description	Invoice Date	Net Invoice Amount	Amount Paid	Date Paid
Total 10-52-402:					1,203.14	1,203.14	
10-52-505							
51	TERRY HINTON	07/22-07/24/15	ACMA CONFERENCE	07/13/2015	319.59	319.59	07/16/2015
51	TERRY HINTON	0729-0731/15	AZ PRIMA CONFERENCE	07/20/2015	383.00	383.00	07/27/2015
Total 10-52-505:					702.59	702.59	
10-52-513							
2320	CHASE CARD SERVICES	0616ACMA	ACMA CONFERENCE	06/16/2015	430.00	430.00	07/16/2015
Total 10-52-513:					430.00	430.00	
10-52-530							
6190	SE BOTTLING CO OF AZ, INC	STMT070115	SODAS	07/01/2015	9.75	9.75	07/16/2015
Total 10-52-530:					9.75	9.75	
10-52-535							
5667	MATT N. CLIFFORD, P.C.	JULY 2015	POSTAGE	07/01/2015	16.91-	16.91-	07/07/2015
Total 10-52-535:					16.91-	16.91-	
10-52-540							
6414	POSTER COMPLIANCE CENTE	2458078-RN	COMPLIANCE PROTECTION PL	07/01/2015	33.12	33.12	07/09/2015
6520	QUILL CORPORATION	5220961	OFFICE SUPPLIES	06/18/2015	13.62	13.62	07/09/2015
6520	QUILL CORPORATION	5223408	OFFICE SUPPLIES	06/18/2015	75.94	75.94	07/09/2015
6520	QUILL CORPORATION	5262648	OFFICE SUPPLIES	06/18/2015	11.48	11.48	07/09/2015
6520	QUILL CORPORATION	5457091	OFFICE SUPPLIES	06/25/2015	13.16	13.16	07/09/2015
6520	QUILL CORPORATION	5534643	OFFICE SUPPLIES	06/30/2015	88.69	88.69	07/16/2015
6520	QUILL CORPORATION	5576707	OFFICE SUPPLIES	07/02/2015	9.82	9.82	07/16/2015
6520	QUILL CORPORATION	5699289	OFFICE SUPPLIES	07/07/2015	6.11	6.11	07/16/2015
6520	QUILL CORPORATION	5702673	OFFICE SUPPLIES	07/07/2015	111.35	111.35	07/16/2015
Total 10-52-540:					363.29	363.29	
10-52-590							
2320	CHASE CARD SERVICES	0605AMAZON	SUPPLIES	06/05/2015	45.49	45.49	07/16/2015
8235	WATER DEPOT	000459	REFILL	06/15/2015	32.00	32.00	07/09/2015
8235	WATER DEPOT	000480	REFILL	06/15/2015	24.00	24.00	07/09/2015
Total 10-52-590:					101.49	101.49	
10-52-748							
2320	CHASE CARD SERVICES	061715APL	TOWN HALL COMPUTER	06/17/2015	1,193.51	1,193.51	07/16/2015
3435	DAN MARTIN	6005	IT CONSULTING	06/29/2015	180.00	180.00	07/16/2015
Total 10-52-748:					1,373.51	1,373.51	
10-55-302							
7350	SOUTHWEST RISK SERVICES, I	8/2015-7/2016	COMMUTING COVERAGE	07/01/2015	6.96	6.96	07/09/2015
Total 10-55-302:					6.96	6.96	
10-55-310							
8050	CENTURY LINK	9284285110/06	TELEPHONE	06/22/2015	2.26	2.26	07/09/2015
4364	IMPACT TELECOM	608375058	LONG DISTANCE	07/12/2015	.55	.55	07/21/2015

Vendor	Vendor Name	Invoice Number	Description	Invoice Date	Net Invoice Amount	Amount Paid	Date Paid
Total 10-55-310:					2.81	2.81	
10-55-327							
4975	JEREMY J WAITE ESQUIRE, P.	05/19/2015	INDIGENT ATTORNEY	06/30/2015	600.00	600.00	07/09/2015
Total 10-55-327:					600.00	600.00	
10-55-505							
2320	CHASE CARD SERVICES	0616DOMVIOL	DOM VIOLENCE CONF	06/16/2015	80.00	80.00	07/16/2015
2320	CHASE CARD SERVICES	0620MARRIOT	JUDGES CONFERENCE	06/20/2015	251.25	251.25	07/16/2015
Total 10-55-505:					331.25	331.25	
10-55-540							
6414	POSTER COMPLIANCE CENTE	2458078-RN	COMPLIANCE PROTECTION PL	07/01/2015	4.83	4.83	07/09/2015
6520	QUILL CORPORATION	5220961	OFFICE SUPPLIES	06/18/2015	1.99	1.99	07/09/2015
6520	QUILL CORPORATION	5223408	OFFICE SUPPLIES	06/18/2015	11.07	11.07	07/09/2015
6520	QUILL CORPORATION	5262648	OFFICE SUPPLIES	06/18/2015	1.67	1.67	07/09/2015
6520	QUILL CORPORATION	5457091	OFFICE SUPPLIES	06/25/2015	1.92	1.92	07/09/2015
6520	QUILL CORPORATION	5534643	OFFICE SUPPLIES	06/30/2015	12.93	12.93	07/16/2015
6520	QUILL CORPORATION	5576707	OFFICE SUPPLIES	07/02/2015	1.43	1.43	07/16/2015
6520	QUILL CORPORATION	5699289	OFFICE SUPPLIES	07/07/2015	.89	.89	07/16/2015
6520	QUILL CORPORATION	5702673	OFFICE SUPPLIES	07/07/2015	16.24	16.24	07/16/2015
Total 10-55-540:					52.97	52.97	
10-62-102							
669	SEAN HINTON	07/04/2015	WEIGHT ROOM	07/06/2015	192.00	192.00	07/09/2015
669	SEAN HINTON	07/18/2015	WEIGHT ROOM	07/18/2015	96.00	96.00	07/21/2015
Total 10-62-102:					288.00	288.00	
10-62-127							
1647	AMRRP-WC FUND	APR-JUN 15	WORKERS COMP INS	07/21/2015	1,992.00	1,992.00	07/27/2015
Total 10-62-127:					1,992.00	1,992.00	
10-62-150							
1930	ARIZONA STATE PRISON - SAF	FY15-1752	LABOR	06/29/2015	60.00	60.00	07/16/2015
1930	ARIZONA STATE PRISON - SAF	FY15-1753	LABOR	07/06/2015	41.25	41.25	07/16/2015
1930	ARIZONA STATE PRISON - SAF	FY15-1800	LABOR	07/10/2015	7.50	7.50	07/21/2015
1930	ARIZONA STATE PRISON - SAF	FY15-3051-FU	LABOR	06/23/2015	6.40	6.40	07/09/2015
1930	ARIZONA STATE PRISON - SAF	FY15-3052-FU	LABOR	06/29/2015	7.32	7.32	07/16/2015
1930	ARIZONA STATE PRISON - SAF	FY15-3053-FU	LABOR	07/06/2015	5.49	5.49	07/16/2015
1930	ARIZONA STATE PRISON - SAF	FY16-3200-F	LABOR	07/10/2015	1.83	1.83	07/21/2015
Total 10-62-150:					129.79	129.79	
10-62-302							
7350	SOUTHWEST RISK SERVICES, I	8/2015-7/2016	COMMUTING COVERAGE	07/01/2015	13.92	13.92	07/09/2015
Total 10-62-302:					13.92	13.92	
10-62-311							
7827	TRANSWORLD NETWORK COR	13418039-C29	INTERNET	06/22/2015	2.17	2.17	07/09/2015
8195	VERIZON WIRELESS	9748027004	AIR CARDS/CELL	06/26/2015	51.91	51.91	07/09/2015

Vendor	Vendor Name	Invoice Number	Description	Invoice Date	Net Invoice Amount	Amount Paid	Date Paid
Total 10-62-311:					54.08	54.08	
10-62-312							
4302	CITY OF SAFFORD	13-425.01/063	DALEY ESTATES PARK	06/30/2015	250.41	250.41	07/09/2015
4302	CITY OF SAFFORD	15-268.01/063	CEMETARY	06/30/2015	428.73	428.73	07/09/2015
4302	CITY OF SAFFORD	16-385.01/063	REAY LANE PARK	06/30/2015	36.53	36.53	07/09/2015
4302	CITY OF SAFFORD	17-830.01/063	LANDSCAPE METER	06/30/2015	347.67	347.67	07/09/2015
Total 10-62-312:					1,063.34	1,063.34	
10-62-317							
795	AMELIA BAUMAN	07/11/2015	SWIM TEAM	07/15/2015	224.00	224.00	07/16/2015
673	FAITH SPILSBURY	07/11/2015	SWIM LEAGUE	07/15/2015	310.00	310.00	07/16/2015
794	LEISEL M GRIFFIN	07/11/2015	SWIM TEAM	07/15/2015	520.00	520.00	07/16/2015
725	LORI CHRISTENSEN	07/11/2015	SWIM TEAM	07/15/2015	2,352.00	2,352.00	07/16/2015
713	NATALYA BARNEY	07/11/2015	SWIM TEAM	07/15/2015	660.00	660.00	07/16/2015
793	SADIE BARRON	07/11/2015	SWIM TEAM	07/15/2015	248.00	248.00	07/16/2015
796	SPENCER OLIVER	07/11/2015	SWIM TEAM	07/15/2015	272.00	272.00	07/16/2015
Total 10-62-317:					4,586.00	4,586.00	
10-62-321							
611	ALEX SMITH	07/04/2015	ADULT BASKETBALL REF	07/06/2015	25.00	25.00	07/07/2015
633	ART TRUJILLO	07/04/2015	BASKETBALL REF	07/06/2015	250.00	250.00	07/07/2015
662	Ashtyn Lunt	07/04/2015	SCOREKEEPER	07/06/2015	140.00	140.00	07/07/2015
605	DUANE DESPAIN	07/04/2015	BASKETBALL REF	07/06/2015	50.00	50.00	07/07/2015
639	ED TAYLOR	07/04/2015	BASKETBALL REF	07/06/2015	75.00	75.00	07/07/2015
755	KATELYN MYERS	07/04/2015	SCOREKEEPER	07/06/2015	110.00	110.00	07/07/2015
683	KATIE HATCH	07/04/2015	SCOREKEEPER	07/06/2015	130.00	130.00	07/07/2015
744	LEE HAWS	07/04/2015	MENS BASKETBALL REF	07/06/2015	50.00	50.00	07/07/2015
707	LUKE OCHOA	07/04/2015	MEN'S BASKETBALL	07/06/2015	350.00	350.00	07/07/2015
749	MIKE NAGY	07/04/2015	MEN'S BASKETBALL REF	07/06/2015	25.00	25.00	07/07/2015
723	RYAN MCADAMS	07/04/2015	MEN'S BASKETBALL	07/06/2015	150.00	150.00	07/07/2015
790	SAMANTHA BROWN	07/04/2015	SCOREKEEPER	07/06/2015	130.00	130.00	07/07/2015
7855	TROPHIES 'N TEES	16121	TEES/TROPHIES	06/29/2015	321.13	321.13	07/16/2015
Total 10-62-321:					1,806.13	1,806.13	
10-62-323							
9208	ALEC VERDUGO	07/04/2015	UMPIRE	07/06/2015	120.00	120.00	07/07/2015
740	ALVIN SUMMERS	07/04/2015	UMPIRE	07/06/2015	20.00	20.00	07/07/2015
740	ALVIN SUMMERS	07/04/2015-2	UMPIRE	07/06/2015	20.00	20.00	07/09/2015
693	AMANDA ORR	07/04/2015	BASEBALL UMP	07/06/2015	60.00	60.00	07/07/2015
733	AMBER JUDD	07/04/2015	BASEBALL UMP	07/06/2015	80.00	80.00	07/07/2015
787	ANIKA RUIZ	07/04/2015	UMPIRE	07/06/2015	15.00	15.00	07/07/2015
709	AYANNA IYAMU	07/04/2015	BASEBALL UMPIRE	07/06/2015	40.00	40.00	07/07/2015
770	BOBBY BARON	07/04/2015	UMPIRE	07/06/2015	145.00	145.00	07/07/2015
600	BREANN ELLETT	07/04/2015	BASEBALL UMP	07/06/2015	30.00	30.00	07/07/2015
730	CARLEE RICHARDSON	07/04/2015	UMPIRE	07/06/2015	95.00	95.00	07/07/2015
2320	CHASE CARD SERVICES	0618CROWN	BASEBALL TROPHIES	06/18/2015	915.90	915.90	07/16/2015
2972	CMI QUICK COPY	30015	TOURNAMENT BRACKETS LAM	06/23/2015	35.11	35.11	07/16/2015
675	CONNIE ALLEN	07/04/2015	BASEBALL UMPIRE	07/06/2015	105.00	105.00	07/07/2015
735	CONNIE SKINNER	07/04/2015	BASEBALL UMP	07/06/2015	135.00	135.00	07/07/2015
742	DANICA COOKE	07/04/2015	UMPIRE	07/06/2015	130.00	130.00	07/07/2015
644	DANICA ROWAN	07/04/2015	BASEBALL UMPIRE	07/06/2015	75.00	75.00	07/07/2015
658	DANIEL OLSEN	07/04/2015	BASEBALL UMPIRE	07/06/2015	90.00	90.00	07/07/2015
620	Donaciano J Trujillo	07/04/2015	BASEBALL UMPIRE	07/06/2015	225.00	225.00	07/07/2015

Vendor	Vendor Name	Invoice Number	Description	Invoice Date	Net Invoice Amount	Amount Paid	Date Paid
615	FAVIAN REYES	07/04/2015	BASEBALL UMPIRE	07/06/2015	75.00	75.00	07/07/2015
674	FRAN UNDERWOOD	07/04/2015	BASEBALL UMPIRE	07/06/2015	140.00	140.00	07/07/2015
788	JARED WILLIAMS	07/04/2015	BASEBALL UMPIRE	07/06/2015	100.00	100.00	07/07/2015
686	JESSICA BLACK	07/04/2015	UMPIRE	07/06/2015	145.00	145.00	07/07/2015
602	JONAH REYES	07/04/2015	BASEBALL UMP	07/06/2015	45.00	45.00	07/07/2015
638	JONATHAN TRUJILLO	07/04/2015	BASEBALL UMPIRE	07/06/2015	235.00	235.00	07/07/2015
617	JORDAN JACQUEZ	07/04/2015	BASEBALL UMPIRE	07/06/2015	20.00	20.00	07/07/2015
677	KALLEE SMITH	07/04/2015	BASEBALL UMPIRE	07/06/2015	40.00	40.00	07/07/2015
727	KIMBERLY BEJARANO	07/04/2015	BASEBALL UMPIRE	07/06/2015	40.00	40.00	07/07/2015
789	KIRSTY ARBIZO	07/04/2015-2	UMPIRE	07/06/2015	90.00	90.00	07/09/2015
629	KYLE CLARK	07/04/2015	BASEBALL UMP	07/06/2015	165.00	165.00	07/07/2015
777	LAYLA WEST	07/04/2015-02	UMPIRE	07/06/2015	75.00	75.00	07/09/2015
671	MASON MORTENSEN	07/04/2015	BASEBALL UMPIRE	07/06/2015	30.00	30.00	07/07/2015
729	MASON STEWART	07/04/2015	UMPIRE	07/06/2015	130.00	130.00	07/07/2015
783	PRESTON MERRILL	07/04/2015	UMPIRE	07/06/2015	60.00	60.00	07/07/2015
664	RACHEL SMITH	07/04/2015	SOFTBALL UMP	07/06/2015	100.00	100.00	07/07/2015
632	RAELYN SMITH	07/04/2015	BASEBALL UMPIRE	07/06/2015	95.00	95.00	07/07/2015
640	RAVEN LINDEN	07/04/2015	BASEBALL UMPIRE	07/06/2015	190.00	190.00	07/07/2015
784	RULON WHITE	07/04/2015	BASEBALL UMP	07/06/2015	70.00	70.00	07/07/2015
670	SADIE SHUPE	07/04/2015	BASEBALL UMPIRE	07/06/2015	20.00	20.00	07/07/2015
724	SELENA TORRIO	07/04/2015	BASEBALL UMP	07/06/2015	145.00	145.00	07/07/2015
9210	SETH LUNT	07/04/2015	UMPIRE	07/06/2015	105.00	105.00	07/07/2015
786	TODD DRAPER	07/04/2015	BASEBALL UMP	07/06/2015	60.00	60.00	07/07/2015
621	VINCENT TRUJILLO	07/04/2015	BASEBALL UMPIRE	07/06/2015	325.00	325.00	07/07/2015
Total 10-62-323:					4,836.01	4,836.01	
10-62-341							
3800	EASTERN ARIZONA AG CENTE	CS70842	PTO PINS	07/01/2015	18.70	18.70	07/16/2015
3800	EASTERN ARIZONA AG CENTE	WS29775	WEED EATER REPAIR	06/18/2015	57.22	57.22	07/16/2015
7795	TRACTOR SUPPLY CREDIT PLA	200081267	WEED SPRAYER	06/08/2015	129.11	129.11	07/16/2015
7795	TRACTOR SUPPLY CREDIT PLA	200081282	WEED SPRAYER PARTS	06/08/2015	9.76	9.76	07/16/2015
Total 10-62-341:					214.79	214.79	
10-62-342							
3350	CURTIS LANDSCAPE & IRRIGA	16942	VACCUUM BREAKER PRESSUR	07/01/2015	97.00	97.00	07/16/2015
5950	NCE MANAGEMENT TRUST	53342	REKEY LOCK ON PUMPHOUSE	06/10/2015	46.00	46.00	07/16/2015
5950	NCE MANAGEMENT TRUST	53443	PADLOCK/ENTRY LOCK	05/28/2015	63.00	63.00	07/16/2015
6880	SAFFORD BUILDERS SUPPLY	630764	SEALANT	06/24/2015	9.27	9.27	07/16/2015
Total 10-62-342:					215.27	215.27	
10-62-344							
669	SEAN HINTON	07302015	Foot Ball Camp	07/30/2015	1,145.00	1,145.00	07/30/2015
Total 10-62-344:					1,145.00	1,145.00	
10-62-350							
4038	ENGLAND & SON	296242	SUPPLIES-TRAILER PROJECT	06/03/2015	1,432.35	1,432.35	07/09/2015
5530	MACK'S AUTO SUPPLY	714910	BRK LINE	07/01/2015	4.96	4.96	07/16/2015
5530	MACK'S AUTO SUPPLY	721928	WELDING SUPPLIES	06/09/2015	264.48	264.48	07/16/2015
5530	MACK'S AUTO SUPPLY	722890	WELDING SUPPLIES	06/17/2015	140.09	140.09	07/16/2015
6180	PECK'S WELDING	108606	STEEL TRAILER PROJECT	06/23/2015	148.54	148.54	07/09/2015
7795	TRACTOR SUPPLY CREDIT PLA	200080416	EQUIPMENT SUPPLIES	06/03/2015	272.01	272.01	07/16/2015
7795	TRACTOR SUPPLY CREDIT PLA	200080591	VEHICLE SUPPLIES	06/04/2015	289.76	289.76	07/16/2015
7795	TRACTOR SUPPLY CREDIT PLA	20008324	MOWER TIRES	06/25/2015	97.70-	97.70-	07/16/2015
7795	TRACTOR SUPPLY CREDIT PLA	200083400	MOWER TIRES	06/25/2015	108.56	108.56	07/16/2015

Vendor	Vendor Name	Invoice Number	Description	Invoice Date	Net Invoice Amount	Amount Paid	Date Paid
7795	TRACTOR SUPPLY CREDIT PLA	200083427	MOWER TIRES	06/25/2015	65.14	65.14	07/16/2015
Total 10-62-350:					2,628.19	2,628.19	
10-62-523							
5905	MT GRAHAM SUPPLY	21635	PORTAJON AT BASEBALL FIEL	07/08/2015	260.00	260.00	07/09/2015
6880	SAFFORD BUILDERS SUPPLY	628539	FIELD MARKER	06/10/2015	154.61	154.61	07/16/2015
Total 10-62-523:					414.61	414.61	
10-62-538							
3350	CURTIS LANDSCAPE & IRRIGA	16845	FERTILIZER SPIKES	06/18/2015	148.39	148.39	07/16/2015
Total 10-62-538:					148.39	148.39	
10-62-541							
2210	CLASS C SOLUTIONS GROUP	7620262001	NUTS & BOLTS	06/22/2015	20.34	20.34	07/09/2015
5415	LESLIE'S POOL SUPPLIES INC	3000-305762	SPLASH PAD SUPPLIES	07/06/2015	655.09	655.09	07/16/2015
5950	NCE MANAGEMENT TRUST	53628	CHAINS SHARPENED/PLUGS/B	07/01/2015	49.00	49.00	07/16/2015
Total 10-62-541:					724.43	724.43	
10-62-550							
5670	MERLES AUTOMOTIVE SUPPLY	11 194654	MAGSWITCH BOOME	06/25/2015	244.34	244.34	07/09/2015
Total 10-62-550:					244.34	244.34	
10-62-555							
7945	SENERGY PETROLEUM	899155	GAS/DIESEL	07/08/2015	597.37	597.37	07/16/2015
7314	SOUTHWESTERN BG, INC	44097	CHEMICALS	06/10/2015	52.29	52.29	07/16/2015
7314	SOUTHWESTERN BG, INC	44139	CHEMICALS	06/23/2015	35.03	35.03	07/16/2015
Total 10-62-555:					684.69	684.69	
10-62-590							
669	SEAN HINTON	0721/2015	Foot Ball Camp	07/21/2015	760.00	760.00	07/21/2015
Total 10-62-590:					760.00	760.00	
10-62-650							
6880	SAFFORD BUILDERS SUPPLY	627158	HARDWARE	06/01/2015	14.88	14.88	07/16/2015
6880	SAFFORD BUILDERS SUPPLY	627556	ADAPTOR	06/03/2015	23.27	23.27	07/16/2015
6880	SAFFORD BUILDERS SUPPLY	627591	VALVE/SUPPLIES	06/04/2015	72.28	72.28	07/16/2015
Total 10-62-650:					110.43	110.43	
10-70-127							
1647	AMRRP-WC FUND	APR-JUN 15	WORKERS COMP INS	07/21/2015	9,946.00	9,946.00	07/27/2015
Total 10-70-127:					9,946.00	9,946.00	
10-70-302							
7350	SOUTHWEST RISK SERVICES, I	8/2015-7/2016	COMMUTING COVERAGE	07/01/2015	87.00	87.00	07/09/2015
Total 10-70-302:					87.00	87.00	
10-70-310							
8050	CENTURY LINK	9284285110/06	TELEPHONE	06/22/2015	19.84	19.84	07/09/2015

Vendor	Vendor Name	Invoice Number	Description	Invoice Date	Net Invoice Amount	Amount Paid	Date Paid
4364	IMPACT TELECOM	608375058	LONG DISTANCE	07/12/2015	4.86	4.86	07/21/2015
Total 10-70-310:					24.70	24.70	
10-70-311							
7827	TRANSWORLD NETWORK COR	13418039-C29	INTERNET	06/22/2015	17.24	17.24	07/09/2015
8195	VERIZON WIRELESS	9748027004	AIR CARDS/CELL	06/26/2015	412.93	412.93	07/09/2015
Total 10-70-311:					430.17	430.17	
10-70-344							
3850	EASTERN ARIZONA COURIER	630/063015	PRINTING & ADVERTISING	06/30/2015	1,036.31	1,036.31	07/09/2015
3850	EASTERN ARIZONA COURIER	998/063015	PRINTING & ADVERTISING	06/30/2015	222.91	222.91	07/09/2015
Total 10-70-344:					1,259.22	1,259.22	
10-70-350							
2690	AUTO NATION SHARED SERVI	4429989	PARTS	06/15/2015	91.81	91.81	07/09/2015
2690	AUTO NATION SHARED SERVI	4432267	PARTS	06/23/2015	159.87	159.87	07/09/2015
2547	BOULEVARD GLASS	59910	REPLACE PASSENGER DOOR	07/02/2015	194.98	194.98	07/09/2015
5530	MACK'S AUTO SUPPLY	722275	PRI WIRE	06/11/2015	140.09	140.09	07/16/2015
3075	O'REILLY AUTO PARTS	2752-394303	REFRIGERANT	06/13/2015	27.14	27.14	07/16/2015
3075	O'REILLY AUTO PARTS	2752-394784	ROTORS/PADS	06/16/2015	421.63	421.63	07/16/2015
3075	O'REILLY AUTO PARTS	2752-394927	FILTERS	06/17/2015	32.57	32.57	07/16/2015
3075	O'REILLY AUTO PARTS	2752-395122	ADJUSTER	06/18/2015	14.11	14.11	07/16/2015
3075	O'REILLY AUTO PARTS	2752-395990	WHEEL COVER/SUPPLIES	06/23/2015	39.69	39.69	07/16/2015
3075	O'REILLY AUTO PARTS	2752-395991	BATTERY TENDR	06/23/2015	72.75	72.75	07/16/2015
3075	O'REILLY AUTO PARTS	2752-396383	SUPPLIES	06/25/2015	68.35	68.35	07/16/2015
3075	O'REILLY AUTO PARTS	2752-396863	1/2 POINT REPAIR	06/23/2015	27.92	27.92	07/16/2015
3075	O'REILLY AUTO PARTS	2752-397484	STRIPE OFF	07/01/2015	73.17	73.17	07/16/2015
3075	O'REILLY AUTO PARTS	2752-397518	Parts	07/01/2015	43.42	43.42	07/16/2015
3075	O'REILLY AUTO PARTS	2752-3977334	SUPPLIES	06/30/2015	82.77	82.77	07/16/2015
Total 10-70-350:					1,490.27	1,490.27	
10-70-505							
122	BRIAN ELLSWORTH	071915	Training Phx	07/19/2015	132.00	132.00	07/21/2015
2320	CHASE CARD SERVICES	0624CHEVRO	TRAVEL	06/24/2015	48.35	48.35	07/16/2015
121	James Hopson	07/26-07/30/15	INTERVIEW/INTERROGATION T	07/15/2015	200.00	200.00	07/16/2015
75	JAMES WHISMAN	07/19-07/24/15	GENERAL INSTRUCTOR TRAINI	07/15/2015	244.00	244.00	07/16/2015
112	KEVIN WEST	072815	ALP Training	07/28/2015	391.88	391.88	07/30/2015
Total 10-70-505:					1,016.23	1,016.23	
10-70-540							
6414	POSTER COMPLIANCE CENTE	2458078-RN	COMPLIANCE PROTECTION PL	07/01/2015	18.63	18.63	07/09/2015
6520	QUILL CORPORATION	5220961	OFFICE SUPPLIES	06/18/2015	7.66	7.66	07/09/2015
6520	QUILL CORPORATION	5223408	OFFICE SUPPLIES	06/18/2015	42.72	42.72	07/09/2015
6520	QUILL CORPORATION	5262648	OFFICE SUPPLIES	06/18/2015	6.46	6.46	07/09/2015
6520	QUILL CORPORATION	5457091	OFFICE SUPPLIES	06/25/2015	7.40	7.40	07/09/2015
6520	QUILL CORPORATION	5534643	OFFICE SUPPLIES	06/30/2015	49.89	49.89	07/16/2015
6520	QUILL CORPORATION	5576707	OFFICE SUPPLIES	07/02/2015	5.52	5.52	07/16/2015
6520	QUILL CORPORATION	5699289	OFFICE SUPPLIES	07/07/2015	3.43	3.43	07/16/2015
6520	QUILL CORPORATION	5702673	OFFICE SUPPLIES	07/07/2015	62.63	62.63	07/16/2015
Total 10-70-540:					204.34	204.34	

Vendor	Vendor Name	Invoice Number	Description	Invoice Date	Net Invoice Amount	Amount Paid	Date Paid
10-70-541							
2533	BOTACH TACTICAL	99515	GUN KIT	05/21/2015	336.00	336.00	07/21/2015
2320	CHASE CARD SERVICES	0604PEARSO	BOOKS FOR TRAINING	06/04/2015	267.85	267.85	07/16/2015
Total 10-70-541:					603.85	603.85	
10-70-544							
6990	SAN DIEGO POLICE EQUIPMEN	617531	AMMUNITION	05/07/2015	590.08	590.08	07/09/2015
6990	SAN DIEGO POLICE EQUIPMEN	618126	AMMUNITION	06/11/2015	1,449.90	1,449.90	07/09/2015
Total 10-70-544:					2,039.98	2,039.98	
10-70-547							
4420	GRAHAM CO BOARD OF SUPE	2016-0000000	ANIMAL CONTROL	07/01/2015	408.00	408.00	07/09/2015
Total 10-70-547:					408.00	408.00	
10-70-555							
7945	SENERGY PETROLEUM	899155	GAS/DIESEL	07/08/2015	2,334.63	2,334.63	07/16/2015
Total 10-70-555:					2,334.63	2,334.63	
10-70-748							
2320	CHASE CARD SERVICES	052915APL	PD PRINTER	05/29/2015	162.85	162.85	07/16/2015
2320	CHASE CARD SERVICES	0602APL	PD LAPTOP	06/02/2015	1,899.41	1,899.41	07/16/2015
3435	DAN MARTIN	6005	IT CONSULTING	06/29/2015	180.00	180.00	07/16/2015
Total 10-70-748:					2,242.26	2,242.26	
10-70-750							
4183	FREEDOM FORD	06/22/2015-06	1FM5K8AR0GGA08060	06/22/2015	30,344.09	30,344.09	07/21/2015
4183	FREEDOM FORD	06/22/2015-06	1FM5K8AR2GGA08061	06/22/2015	30,344.09	30,344.09	07/21/2015
7797	TRADEMARK VISUAL, INC	QUOTE 18409	GRAPHICS-FORD EXPLORERx	07/08/2015	1,072.17	1,072.17	07/21/2015
Total 10-70-750:					61,760.35	61,760.35	
10-72-127							
1647	AMRRP-WC FUND	APR-JUN 15	WORKERS COMP INS	07/21/2015	3,517.00	3,517.00	07/27/2015
Total 10-72-127:					3,517.00	3,517.00	
10-72-310							
8050	CENTURY LINK	9284285110/06	TELEPHONE	06/22/2015	8.79	8.79	07/09/2015
4364	IMPACT TELECOM	608375058	LONG DISTANCE	07/12/2015	2.15	2.15	07/21/2015
Total 10-72-310:					10.94	10.94	
10-72-312							
4302	CITY OF SAFFORD	17-528.01/063	FIRE DEPARTMENT	06/30/2015	51.14	51.14	07/09/2015
Total 10-72-312:					51.14	51.14	
10-72-341							
8280	W S DARLEY & CO	17198211	VALVE	07/01/2015	238.12	238.12	07/09/2015
Total 10-72-341:					238.12	238.12	

Vendor	Vendor Name	Invoice Number	Description	Invoice Date	Net Invoice Amount	Amount Paid	Date Paid
10-72-350							
5530	MACK'S AUTO SUPPLY	723714	SENSORS	06/23/2015	252.66	252.66	07/16/2015
Total 10-72-350:					252.66	252.66	
10-72-505							
2320	CHASE CARD SERVICES	0528DC	TRAINING	05/28/2015	125.00	125.00	07/16/2015
2320	CHASE CARD SERVICES	0529DC	TRAINING	05/29/2015	250.00	250.00	07/16/2015
2320	CHASE CARD SERVICES	061615ASFT	FIRE SCHOOL	06/16/2015	125.00	125.00	07/16/2015
2320	CHASE CARD SERVICES	061615ASFT-4	FIRE SCHOOL	06/16/2015	125.00	125.00	07/16/2015
2320	CHASE CARD SERVICES	061615ASFT-5	FIRE SCHOOL	06/16/2015	125.00	125.00	07/16/2015
2320	CHASE CARD SERVICES	061615ASFT-6	FIRE SCHOOL	06/16/2015	150.00	150.00	07/16/2015
2320	CHASE CARD SERVICES	061615ASFT-7	FIRE SCHOOL	06/16/2015	150.00	150.00	07/16/2015
2320	CHASE CARD SERVICES	061615ASFT-8	FIRE SCHOOL	06/16/2015	125.00	125.00	07/16/2015
2320	CHASE CARD SERVICES	06162015ASF	FIRE SCHOOL	06/16/2015	150.00	150.00	07/16/2015
2320	CHASE CARD SERVICES	0616ASFT	FIRE SCHOOL	06/16/2015	150.00	150.00	07/16/2015
Total 10-72-505:					1,475.00	1,475.00	
10-72-530							
2346	BASHAS' INC	323008	SUPPLIES	06/12/2015	93.16	93.16	07/16/2015
2346	BASHAS' INC	323017	SUPPLIES	06/30/2015	49.67	49.67	07/16/2015
2346	BASHAS' INC	323018	SUPPLIES	07/02/2015	62.80	62.80	07/16/2015
6810	R & R PIZZA	16380870	4TH JULY BREAKFAST	06/25/2015	271.34	271.34	07/09/2015
205	RUE MATTICE	422662	4TH JULY BREAKFAST	07/04/2015	146.00	146.00	07/09/2015
6190	SE BOTTLING CO OF AZ, INC	155381	WATER	06/12/2015	36.90	36.90	07/16/2015
6190	SE BOTTLING CO OF AZ, INC	155583	CUPS/SODA/GATORADE	06/17/2015	338.35	338.35	07/16/2015
Total 10-72-530:					998.22	998.22	
10-72-540							
6414	POSTER COMPLIANCE CENTE	2458078-RN	COMPLIANCE PROTECTION PL	07/01/2015	.69	.69	07/09/2015
6520	QUILL CORPORATION	5220961	OFFICE SUPPLIES	06/18/2015	.28	.28	07/09/2015
6520	QUILL CORPORATION	5223408	OFFICE SUPPLIES	06/18/2015	1.59	1.59	07/09/2015
6520	QUILL CORPORATION	5262648	OFFICE SUPPLIES	06/18/2015	.24	.24	07/09/2015
6520	QUILL CORPORATION	5457091	OFFICE SUPPLIES	06/25/2015	.27	.27	07/09/2015
6520	QUILL CORPORATION	5534643	OFFICE SUPPLIES	06/30/2015	1.86	1.86	07/16/2015
6520	QUILL CORPORATION	5576707	OFFICE SUPPLIES	07/02/2015	.21	.21	07/16/2015
6520	QUILL CORPORATION	5699289	OFFICE SUPPLIES	07/07/2015	.13	.13	07/16/2015
6520	QUILL CORPORATION	5702673	OFFICE SUPPLIES	07/07/2015	2.32	2.32	07/16/2015
Total 10-72-540:					7.59	7.59	
10-72-553							
5530	MACK'S AUTO SUPPLY	722186	BATTERIES	06/11/2015	464.63	464.63	07/16/2015
Total 10-72-553:					464.63	464.63	
10-72-555							
7945	SENERGY PETROLEUM	899155	GAS/DIESEL	07/08/2015	455.38	455.38	07/16/2015
Total 10-72-555:					455.38	455.38	
10-72-741							
5250	L. N. CURTIS & SONS	5038271-01	TURNOUT COAT/PANTS	06/19/2015	5,691.19	5,691.19	07/09/2015
Total 10-72-741:					5,691.19	5,691.19	

Vendor	Vendor Name	Invoice Number	Description	Invoice Date	Net Invoice Amount	Amount Paid	Date Paid
10-81-127							
1647	AMRRP-WC FUND	APR-JUN 15	WORKERS COMP INS	07/21/2015	993.00	993.00	07/27/2015
Total 10-81-127:					993.00	993.00	
10-81-140							
7919	UNIFIRST CORPORATION	310 0733564	UNIFORMS	06/10/2015	157.41	157.41	07/09/2015
7919	UNIFIRST CORPORATION	310 0734570	UNIFORMS	06/17/2015	157.41	157.41	07/09/2015
7919	UNIFIRST CORPORATION	310 0735569	UNIFORMS	06/24/2015	157.41	157.41	07/09/2015
7919	UNIFIRST CORPORATION	310 0736590	UNIFORMS	07/01/2015	157.41	157.41	07/09/2015
Total 10-81-140:					629.64	629.64	
10-81-150							
1930	ARIZONA STATE PRISON - SAF	FY15-1752	LABOR	06/29/2015	127.50	127.50	07/16/2015
1930	ARIZONA STATE PRISON - SAF	FY15-1753	LABOR	07/06/2015	131.25	131.25	07/16/2015
1930	ARIZONA STATE PRISON - SAF	FY15-1800	LABOR	07/10/2015	18.75	18.75	07/21/2015
1930	ARIZONA STATE PRISON - SAF	FY15-3051-FU	LABOR	06/23/2015	6.40	6.40	07/09/2015
1930	ARIZONA STATE PRISON - SAF	FY15-3052-FU	LABOR	06/29/2015	7.32	7.32	07/16/2015
1930	ARIZONA STATE PRISON - SAF	FY15-3053-FU	LABOR	07/06/2015	5.49	5.49	07/16/2015
1930	ARIZONA STATE PRISON - SAF	FY16-3200-F	LABOR	07/10/2015	1.83	1.83	07/21/2015
Total 10-81-150:					298.54	298.54	
10-81-302							
7350	SOUTHWEST RISK SERVICES, I	8/2015-7/2016	COMMUTING COVERAGE	07/01/2015	13.92	13.92	07/09/2015
Total 10-81-302:					13.92	13.92	
10-81-310							
8050	CENTURY LINK	9284285110/06	TELEPHONE	06/22/2015	4.40	4.40	07/09/2015
4364	IMPACT TELECOM	608375058	LONG DISTANCE	07/12/2015	1.08	1.08	07/21/2015
Total 10-81-310:					5.48	5.48	
10-81-311							
7827	TRANSWORLD NETWORK COR	13418039-C29	INTERNET	06/22/2015	2.51	2.51	07/09/2015
8195	VERIZON WIRELESS	9748027004	AIR CARDS/CELL	06/26/2015	60.17	60.17	07/09/2015
Total 10-81-311:					62.68	62.68	
10-81-312							
4302	CITY OF SAFFORD	15-273.01/063	SHOP	06/30/2015	69.09	69.09	07/09/2015
Total 10-81-312:					69.09	69.09	
10-81-342							
1998	RATTLE SNAKE EXTERMINATIN	38608	EXTERMINATING SERVICES	07/01/2015	100.00	100.00	07/09/2015
Total 10-81-342:					100.00	100.00	
10-81-533							
5788	MITCHELL 1	IB17785703	NAPA WIN HEAVY TRK RENEW	06/29/2015	217.78	217.78	07/09/2015
Total 10-81-533:					217.78	217.78	
10-81-540							
6414	POSTER COMPLIANCE CENTE	2458078-RN	COMPLIANCE PROTECTION PL	07/01/2015	2.07	2.07	07/09/2015

Vendor	Vendor Name	Invoice Number	Description	Invoice Date	Net Invoice Amount	Amount Paid	Date Paid
6520	QUILL CORPORATION	5220961	OFFICE SUPPLIES	06/18/2015	.85	.85	07/09/2015
6520	QUILL CORPORATION	5223408	OFFICE SUPPLIES	06/18/2015	4.75	4.75	07/09/2015
6520	QUILL CORPORATION	5262648	OFFICE SUPPLIES	06/18/2015	.72	.72	07/09/2015
6520	QUILL CORPORATION	5457091	OFFICE SUPPLIES	06/25/2015	.82	.82	07/09/2015
6520	QUILL CORPORATION	5534643	OFFICE SUPPLIES	06/30/2015	5.54	5.54	07/16/2015
6520	QUILL CORPORATION	5576707	OFFICE SUPPLIES	07/02/2015	.61	.61	07/16/2015
6520	QUILL CORPORATION	5699289	OFFICE SUPPLIES	07/07/2015	.38	.38	07/16/2015
6520	QUILL CORPORATION	5702673	OFFICE SUPPLIES	07/07/2015	6.96	6.96	07/16/2015
Total 10-81-540:					22.70	22.70	
10-81-541							
2320	CHASE CARD SERVICES	0618MSTRFIT	DEFIB PADS	06/18/2015	65.35	65.35	07/16/2015
2320	CHASE CARD SERVICES	0622INT ALL B	AED BATTERIES	06/22/2015	67.98	67.98	07/16/2015
2210	CLASS C SOLUTIONS GROUP	7620262001	NUTS & BOLTS	06/22/2015	63.58	63.58	07/09/2015
5530	MACK'S AUTO SUPPLY	717566	SUPPLIES	05/06/2015	6.05	6.05	07/16/2015
Total 10-81-541:					202.96	202.96	
10-81-555							
7945	SENERGY PETROLEUM	899155	GAS/DIESEL	07/08/2015	594.73	594.73	07/16/2015
Total 10-81-555:					594.73	594.73	
10-81-590							
5670	MERLES AUTOMOTIVE SUPPLY	11 195006	MAGSWITCH	07/01/2015	80.35	80.35	07/09/2015
3075	O'REILLY AUTO PARTS	2752-393854	SHOP SUPPLIES	06/11/2015	156.76	156.76	07/16/2015
7795	TRACTOR SUPPLY CREDIT PLA	200081433	SHOP SUPPLIES	06/10/2015	300.71	300.71	07/16/2015
Total 10-81-590:					537.82	537.82	
10-84-127							
1647	AMRRP-WC FUND	APR-JUN 15	WORKERS COMP INS	07/21/2015	6,425.00	6,425.00	07/27/2015
Total 10-84-127:					6,425.00	6,425.00	
10-84-150							
1930	ARIZONA STATE PRISON - SAF	FY15-1752	LABOR	06/29/2015	82.50	82.50	07/16/2015
1930	ARIZONA STATE PRISON - SAF	FY15-1753	LABOR	07/06/2015	52.50	52.50	07/16/2015
1930	ARIZONA STATE PRISON - SAF	FY15-1800	LABOR	07/10/2015	11.25	11.25	07/21/2015
1930	ARIZONA STATE PRISON - SAF	FY15-3051-FU	LABOR	06/23/2015	6.39	6.39	07/09/2015
1930	ARIZONA STATE PRISON - SAF	FY15-3052-FU	LABOR	06/29/2015	7.32	7.32	07/16/2015
1930	ARIZONA STATE PRISON - SAF	FY15-3053-FU	LABOR	07/06/2015	5.49	5.49	07/16/2015
1930	ARIZONA STATE PRISON - SAF	FY16-3200-F	LABOR	07/10/2015	1.83	1.83	07/21/2015
Total 10-84-150:					167.28	167.28	
10-84-302							
7350	SOUTHWEST RISK SERVICES, I	8/2015-7/2016	COMMUTING COVERAGE	07/01/2015	37.12	37.12	07/09/2015
Total 10-84-302:					37.12	37.12	
10-84-310							
8050	CENTURY LINK	9284285110/06	TELEPHONE	06/22/2015	6.65	6.65	07/09/2015
4364	IMPACT TELECOM	608375058	LONG DISTANCE	07/12/2015	1.63	1.63	07/21/2015
Total 10-84-310:					8.28	8.28	

Vendor	Vendor Name	Invoice Number	Description	Invoice Date	Net Invoice Amount	Amount Paid	Date Paid
10-84-311							
7827	TRANSWORLD NETWORK COR	13418039-C29	INTERNET	06/22/2015	3.60	3.60	07/09/2015
8195	VERIZON WIRELESS	9748027004	AIR CARDS/CELL	06/26/2015	86.13	86.13	07/09/2015
Total 10-84-311:					89.73	89.73	
10-84-341							
4795	INDUSTRIAL ELECTRICAL SER	44832	PARTS	06/15/2015	21.63	21.63	07/09/2015
5530	MACK'S AUTO SUPPLY	721086	FLAP DOSCS	06/03/2015	15.27	15.27	07/16/2015
3075	O'REILLY AUTO PARTS	2752-394721	MOTOR OIL	06/16/2015	4.33	4.33	07/16/2015
Total 10-84-341:					41.23	41.23	
10-84-350							
5530	MACK'S AUTO SUPPLY	722745	AIR BRK/PLUG	06/16/2015	56.85	56.85	07/16/2015
3075	O'REILLY AUTO PARTS	2752-393545	WHEEL ADAPT	06/09/2015	583.49	583.49	07/16/2015
3075	O'REILLY AUTO PARTS	2752-393752	SUPPLIES	06/10/2015	118.30	118.30	07/16/2015
Total 10-84-350:					758.64	758.64	
10-84-360							
3145	CKC MATERIALS DIVISION	9578	HOT MIX	06/30/2015	606.62	606.62	07/16/2015
3145	CKC MATERIALS DIVISION	9579	HOT MIX	06/30/2015	868.96	868.96	07/16/2015
3145	CKC MATERIALS DIVISION	9583	CONCRETE	06/30/2015	742.70	742.70	07/16/2015
3145	CKC MATERIALS DIVISION	9585	HOT MIX	06/30/2015	249.93	249.93	07/16/2015
3145	CKC MATERIALS DIVISION	9587	HOT MIX	06/30/2015	194.48	194.48	07/16/2015
7795	TRACTOR SUPPLY CREDIT PLA	100055886	STREETS SUPPLIES	06/24/2015	97.58	97.58	07/16/2015
7795	TRACTOR SUPPLY CREDIT PLA	200083079	STREETS SUPPLIES	06/23/2015	235.56	235.56	07/16/2015
7820	TRI COUNTY MATERIALS INC	67223	CONCRETE	06/02/2015	276.92	276.92	07/16/2015
7820	TRI COUNTY MATERIALS INC	67279	CONCRETE	06/29/2015	138.46	138.46	07/16/2015
7820	TRI COUNTY MATERIALS INC	67346	CONCRETE	06/17/2015	138.46	138.46	07/16/2015
7820	TRI COUNTY MATERIALS INC	M23461	COLD MIX	06/02/2015	120.32	120.32	07/16/2015
7820	TRI COUNTY MATERIALS INC	M23669	HOT MIX	06/17/2015	778.35	778.35	07/16/2015
7820	TRI COUNTY MATERIALS INC	M23697	COLD MIX	06/18/2015	192.73	192.73	07/16/2015
Total 10-84-360:					4,641.07	4,641.07	
10-84-541							
2210	CLASS C SOLUTIONS GROUP	7620262001	NUTS & BOLTS	06/22/2015	63.58	63.58	07/09/2015
5950	NCE MANAGEMENT TRUST	53644	DEFLECTOR SHIELD	06/30/2015	21.50	21.50	07/16/2015
7795	TRACTOR SUPPLY CREDIT PLA	200082131	SMALL ENGINE CONCRETE SA	06/15/2015	181.74	181.74	07/16/2015
Total 10-84-541:					266.82	266.82	
10-84-542							
7795	TRACTOR SUPPLY CREDIT PLA	100054597	TRACTOR SUPPLIES	06/11/2015	141.53	141.53	07/16/2015
Total 10-84-542:					141.53	141.53	
10-84-553							
5530	MACK'S AUTO SUPPLY	722126	BATTERIES	06/10/2015	301.82	301.82	07/16/2015
5530	MACK'S AUTO SUPPLY	722966	BATTERIES	06/17/2015	433.92	433.92	07/16/2015
5530	MACK'S AUTO SUPPLY	723004	CORE	06/17/2015	32.58	32.58	07/16/2015
5530	MACK'S AUTO SUPPLY	723483	BATTERIES	06/22/2015	340.22	340.22	07/16/2015
5530	MACK'S AUTO SUPPLY	724772	BATTERIES	06/30/2015	635.79	635.79	07/16/2015
Total 10-84-553:					1,679.17	1,679.17	

Vendor	Vendor Name	Invoice Number	Description	Invoice Date	Net Invoice Amount	Amount Paid	Date Paid
10-84-555							
7945	SENERGY PETROLEUM	899155	GAS/DIESEL	07/08/2015	1,231.89	1,231.89	07/16/2015
Total 10-84-555:					1,231.89	1,231.89	
10-84-667							
4125	FERTIZONA - THATCHER, LLC	19009830	HONCHO	06/18/2015	700.26	700.26	07/16/2015
Total 10-84-667:					700.26	700.26	
10-84-741							
4000	EMPIRE SOUTHWEST	EMLS0002568	EQUIPMENT RENTAL	07/01/2015	2,040.27	2,040.27	07/09/2015
Total 10-84-741:					2,040.27	2,040.27	
10-85-302							
7350	SOUTHWEST RISK SERVICES, I	8/2015-7/2016	COMMUTING COVERAGE	07/01/2015	22.04	22.04	07/09/2015
Total 10-85-302:					22.04	22.04	
10-85-310							
8050	CENTURY LINK	9284285110/06	TELEPHONE	06/22/2015	8.79	8.79	07/09/2015
4364	IMPACT TELECOM	608375058	LONG DISTANCE	07/12/2015	2.15	2.15	07/21/2015
Total 10-85-310:					10.94	10.94	
10-85-311							
7827	TRANSWORLD NETWORK COR	13418039-C29	INTERNET	06/22/2015	4.33	4.33	07/09/2015
8195	VERIZON WIRELESS	9748027004	AIR CARDS/CELL	06/26/2015	103.82	103.82	07/09/2015
Total 10-85-311:					108.15	108.15	
10-85-344							
3850	EASTERN ARIZONA COURIER	630/063015	PRINTING & ADVERTISING	06/30/2015	314.03	314.03	07/09/2015
3850	EASTERN ARIZONA COURIER	998/063015	PRINTING & ADVERTISING	06/30/2015	67.55	67.55	07/09/2015
Total 10-85-344:					381.58	381.58	
10-85-540							
6414	POSTER COMPLIANCE CENTE	2458078-RN	COMPLIANCE PROTECTION PL	07/01/2015	4.83	4.83	07/09/2015
6520	QUILL CORPORATION	5220961	OFFICE SUPPLIES	06/18/2015	1.99	1.99	07/09/2015
6520	QUILL CORPORATION	5223408	OFFICE SUPPLIES	06/18/2015	11.07	11.07	07/09/2015
6520	QUILL CORPORATION	5262648	OFFICE SUPPLIES	06/18/2015	1.67	1.67	07/09/2015
6520	QUILL CORPORATION	5457091	OFFICE SUPPLIES	06/25/2015	1.92	1.92	07/09/2015
6520	QUILL CORPORATION	5534643	OFFICE SUPPLIES	06/30/2015	12.93	12.93	07/16/2015
6520	QUILL CORPORATION	5576707	OFFICE SUPPLIES	07/02/2015	1.43	1.43	07/16/2015
6520	QUILL CORPORATION	5699289	OFFICE SUPPLIES	07/07/2015	.89	.89	07/16/2015
6520	QUILL CORPORATION	5702673	OFFICE SUPPLIES	07/07/2015	16.24	16.24	07/16/2015
Total 10-85-540:					52.97	52.97	
10-85-555							
7945	SENERGY PETROLEUM	899155	GAS/DIESEL	07/08/2015	230.33	230.33	07/16/2015
Total 10-85-555:					230.33	230.33	
10-87-850							
3615	DONALD E ZELECHOWSKI	FY 14/15	AUDITING SERVICES	07/15/2015	4,620.00	4,620.00	07/21/2015

Vendor	Vendor Name	Invoice Number	Description	Invoice Date	Net Invoice Amount	Amount Paid	Date Paid
Total 10-87-850:					4,620.00	4,620.00	
10-87-852							
2039	ARIZONA BAG COMPANY	3423	BACKSTOP NET	06/30/2015	867.25	867.25	07/16/2015
4302	CITY OF SAFFORD	070715DEPOS	EAGLE MEADOW RETENSION	07/07/2015	4,589.00	4,589.00	07/07/2015
3145	CKC MATERIALS DIVISION	C1143	CONCRETE	06/30/2015	907.16	907.16	07/16/2015
3350	CURTIS LANDSCAPE & IRRIGA	16943	VALVES	07/01/2015	831.48	831.48	07/16/2015
3350	CURTIS LANDSCAPE & IRRIGA	16945	PAVERS	07/02/2015	8,639.94	8,639.94	07/16/2015
4060	EAST VALLEY STONE	06302015	BLOCK FOR CONCESSION STA	06/30/2015	6,555.00	6,555.00	07/01/2015
4060	EAST VALLEY STONE	07/08/2015CO	BLOCK FOR CONCESSION STA	07/08/2015	14,303.01	14,303.01	07/13/2015
4060	EAST VALLEY STONE	07/08/2015CO	PAID CHECK #41809	07/08/2015	6,555.00-	6,555.00-	07/13/2015
4510	GRAINGER, INC	9780371374	SWITCH / WARNING LIGHT	06/30/2015	253.12	253.12	07/16/2015
4686	HORIZON DISTRIBUTORS INC	1C123409	VALVE/SWING JOINT	07/06/2015	438.27	438.27	07/21/2015
4686	HORIZON DISTRIBUTORS INC	1C123553	IRRIGATION SYSTEM PARTS	07/09/2015	1,047.40	1,047.40	07/21/2015
6152	PAUL PALMER	15-018	BRICKS	07/01/2015	2,205.00	2,205.00	07/09/2015
6880	SAFFORD BUILDERS SUPPLY	002933	MACHINE ACE STRIPING	06/08/2015	224.92	224.92	07/16/2015
6880	SAFFORD BUILDERS SUPPLY	003872	TUBING	06/09/2015	573.61	573.61	07/16/2015
6880	SAFFORD BUILDERS SUPPLY	007737	HINGES	06/15/2015	13.49	13.49	07/16/2015
6880	SAFFORD BUILDERS SUPPLY	626460	SUPPLIES	05/27/2015	20.59	20.59	07/16/2015
6880	SAFFORD BUILDERS SUPPLY	626530	SUPPLIES	05/27/2015	25.88	25.88	07/16/2015
6880	SAFFORD BUILDERS SUPPLY	626604	SUPPLIES	05/28/2015	61.82	61.82	07/16/2015
6880	SAFFORD BUILDERS SUPPLY	626699	SUPPLIES	05/28/2015	39.41	39.41	07/16/2015
6880	SAFFORD BUILDERS SUPPLY	628070	HARDWARE	06/08/2015	45.46	45.46	07/16/2015
6880	SAFFORD BUILDERS SUPPLY	628596	LINE POST	06/10/2015	403.54-	403.54-	07/16/2015
6880	SAFFORD BUILDERS SUPPLY	629207	SUPPLIES	06/15/2015	40.10	40.10	07/16/2015
6880	SAFFORD BUILDERS SUPPLY	629373	PAINT	06/15/2015	141.92	141.92	07/16/2015
6880	SAFFORD BUILDERS SUPPLY	630447	PAINT	06/22/2015	94.61	94.61	07/16/2015
6880	SAFFORD BUILDERS SUPPLY	631057	HARDWARE	06/25/2015	23.00	23.00	07/16/2015
6880	SAFFORD BUILDERS SUPPLY	K06044	HINGES	06/10/2015	37.10	37.10	07/16/2015
Total 10-87-852:					35,020.00	35,020.00	
20-80-850							
3100	CITY OF SAFFORD	2015-010	CHIP SEAL BAUER	07/13/2015	16,984.85	16,984.85	07/21/2015
Total 20-80-850:					16,984.85	16,984.85	
45-83-127							
1647	AMRRP-WC FUND	APR-JUN 15	WORKERS COMP INS	07/21/2015	1,053.00	1,053.00	07/27/2015
Total 45-83-127:					1,053.00	1,053.00	
45-83-302							
7350	SOUTHWEST RISK SERVICES, I	8/2015-7/2016	COMMUTING COVERAGE	07/01/2015	6.96	6.96	07/09/2015
Total 45-83-302:					6.96	6.96	
45-83-334							
4305	CITY OF SAFFORD	01-432.01/063	LANDFILL	06/30/2015	8,949.38	8,949.38	07/16/2015
Total 45-83-334:					8,949.38	8,949.38	
45-83-341							
1770	ARIZONA REFUSE SALES, LLC	00028189	PARTS	06/25/2015	2,552.44	2,552.44	07/09/2015
Total 45-83-341:					2,552.44	2,552.44	

Vendor	Vendor Name	Invoice Number	Description	Invoice Date	Net Invoice Amount	Amount Paid	Date Paid
45-83-350							
2105	AUDIO VISIONS / RADIO SHACK	10031940	FUSES	06/18/2015	7.59	7.59	07/09/2015
3800	EASTERN ARIZONA AG CENTE	CS70200	COUPLINGS	06/11/2015	79.16	79.16	07/16/2015
3800	EASTERN ARIZONA AG CENTE	CS70365	FLAT WASHER/GR8	06/16/2015	11.82	11.82	07/16/2015
3800	EASTERN ARIZONA AG CENTE	CS70606	TIP DRILL/COUPLER	06/24/2015	105.87	105.87	07/16/2015
3800	EASTERN ARIZONA AG CENTE	CS70649	WASHERS/BOLTS	06/25/2015	75.50	75.50	07/16/2015
3800	EASTERN ARIZONA AG CENTE	CS70776	HOSE/COUPLING	06/30/2015	21.18	21.18	07/16/2015
Total 45-83-350:					301.12	301.12	
45-83-541							
2210	CLASS C SOLUTIONS GROUP	7620262001	NUTS & BOLTS	06/22/2015	63.58	63.58	07/09/2015
Total 45-83-541:					63.58	63.58	
45-83-555							
7945	SENERGY PETROLEUM	899155	GAS/DIESEL	07/08/2015	1,723.71	1,723.71	07/16/2015
7314	SOUTHWESTERN BG, INC	44097	CHEMICALS	06/10/2015	52.30	52.30	07/16/2015
7314	SOUTHWESTERN BG, INC	44139	CHEMICALS	06/23/2015	35.01	35.01	07/16/2015
Total 45-83-555:					1,811.02	1,811.02	
50-86-150							
1930	ARIZONA STATE PRISON - SAF	FY15-1752	LABOR	06/29/2015	30.00	30.00	07/16/2015
1930	ARIZONA STATE PRISON - SAF	FY15-1753	LABOR	07/06/2015	15.00	15.00	07/16/2015
1930	ARIZONA STATE PRISON - SAF	FY15-1800	LABOR	07/10/2015	3.75	3.75	07/21/2015
1930	ARIZONA STATE PRISON - SAF	FY15-3051-FU	LABOR	06/23/2015	6.40	6.40	07/09/2015
1930	ARIZONA STATE PRISON - SAF	FY15-3052-FU	LABOR	06/29/2015	7.28	7.28	07/16/2015
1930	ARIZONA STATE PRISON - SAF	FY15-3053-FU	LABOR	07/06/2015	5.46	5.46	07/16/2015
1930	ARIZONA STATE PRISON - SAF	FY16-3200-F	LABOR	07/10/2015	1.82	1.82	07/21/2015
Total 50-86-150:					69.71	69.71	
50-86-310							
8050	CENTURY LINK	9284285110/06	TELEPHONE	06/22/2015	4.40	4.40	07/09/2015
4364	IMPACT TELECOM	608375058	LONG DISTANCE	07/12/2015	1.08	1.08	07/21/2015
Total 50-86-310:					5.48	5.48	
50-86-311							
7827	TRANSWORLD NETWORK COR	13418039-C29	INTERNET	06/22/2015	.74	.74	07/09/2015
8195	VERIZON WIRELESS	9748027004	AIR CARDS/CELL	06/26/2015	17.70	17.70	07/09/2015
Total 50-86-311:					18.44	18.44	
50-86-333							
5440	LEGEND TECHNICAL SERVICE	1509067	PROFESSIONAL SERVICES	06/24/2015	42.00	42.00	07/09/2015
7189	SILVER STEEL COMPANY	13128/JULY 20	WASTE WATER SAMPLE	06/24/2015	90.00	90.00	07/09/2015
Total 50-86-333:					132.00	132.00	
50-86-350							
5530	MACK'S AUTO SUPPLY	721890	SHOCKS	06/09/2015	271.98	271.98	07/16/2015
5530	MACK'S AUTO SUPPLY	722031	BELT	06/10/2015	100.26	100.26	07/16/2015
5530	MACK'S AUTO SUPPLY	723488	STARTER SWITCH	06/22/2015	20.75	20.75	07/16/2015
5530	MACK'S AUTO SUPPLY	723594	RADIATOR	06/22/2015	205.11	205.11	07/16/2015
5530	MACK'S AUTO SUPPLY	724011	GASKET	06/24/2015	18.14	18.14	07/16/2015
5530	MACK'S AUTO SUPPLY	724013	ACUFIT HYBRID	06/24/2015	30.39	30.39	07/16/2015

Vendor	Vendor Name	Invoice Number	Description	Invoice Date	Net Invoice Amount	Amount Paid	Date Paid
5530	MACK'S AUTO SUPPLY	724126	FITTING	06/25/2015	5.26	5.26	07/16/2015
5530	MACK'S AUTO SUPPLY	724152	CABLE	06/25/2015	16.06	16.06	07/16/2015
Total 50-86-350:					667.95	667.95	
50-86-520							
4184	FREEDOM MAILING SERVICES,	27011	OUTSOURCE BILLING	07/06/2015	84.02	84.02	07/16/2015
Total 50-86-520:					84.02	84.02	
50-86-541							
2210	CLASS C SOLUTIONS GROUP	7620262001	NUTS & BOLTS	06/22/2015	20.34	20.34	07/09/2015
Total 50-86-541:					20.34	20.34	
50-86-553							
8175	VANGUARD TRUCK CENTER	144568T	BATTERY	06/22/2015	185.56	185.56	07/09/2015
Total 50-86-553:					185.56	185.56	
50-86-555							
7945	SENERGY PETROLEUM	899155	GAS/DIESEL	07/08/2015	293.29	293.29	07/16/2015
7314	SOUTHWESTERN BG, INC	44097	CHEMICALS	06/10/2015	52.29	52.29	07/16/2015
7314	SOUTHWESTERN BG, INC	44139	CHEMICALS	06/23/2015	35.03	35.03	07/16/2015
Total 50-86-555:					380.61	380.61	
50-86-748							
3435	DAN MARTIN	6005	IT CONSULTING	06/29/2015	180.00	180.00	07/16/2015
Total 50-86-748:					180.00	180.00	
50-86-760							
4060	EAST VALLEY STONE	06302015	BLOCK CEMETERY WALL	06/30/2015	2,704.00	2,704.00	07/01/2015
4060	EAST VALLEY STONE	07/08/2015CO	BLOCK CEMETERY WALL	07/08/2015	5,900.13	5,900.13	07/13/2015
4060	EAST VALLEY STONE	07/08/2015CO	PAID CHECK #41809	07/08/2015	2,704.00-	2,704.00-	07/13/2015
Total 50-86-760:					5,900.13	5,900.13	
50-86-775							
7820	TRI COUNTY MATERIALS INC	67390	CONCRETE	06/22/2015	636.60	636.60	07/16/2015
7820	TRI COUNTY MATERIALS INC	67405	CONCRETE	06/23/2015	742.70	742.70	07/16/2015
7820	TRI COUNTY MATERIALS INC	67443	CONCRETE	06/29/2015	742.70	742.70	07/16/2015
7820	TRI COUNTY MATERIALS INC	M23740	ABC	06/23/2015	333.38	333.38	07/16/2015
Total 50-86-775:					2,455.38	2,455.38	
55-20210							
1600	ARIZ DEPT OF REVENUE-TPT	JUNE 2015	SALES TAXES	07/27/2015	9,985.88	9,985.88	07/27/2015
Total 55-20210:					9,985.88	9,985.88	
55-21350							
7681	THE VILLAGE AT THATCHER	2193003	DEPOSIT REFUND	07/22/2015	5,000.00	5,000.00	07/27/2015
Total 55-21350:					5,000.00	5,000.00	

Vendor	Vendor Name	Invoice Number	Description	Invoice Date	Net Invoice Amount	Amount Paid	Date Paid
55-33-300							
9142	DANIEL GBBONS	6056004	OVERPAYMENT RETURNED	07/06/2015	16.89	16.89	07/09/2015
9143	KORRY HOLLADAY	1059012	OVERPAYMENT RETURNED	07/06/2015	5.16	5.16	07/09/2015
Total 55-33-300:					22.05	22.05	
55-88-127							
1647	AMRRP-WC FUND	APR-JUN 15	WORKERS COMP INS	07/21/2015	2,709.00	2,709.00	07/27/2015
Total 55-88-127:					2,709.00	2,709.00	
55-88-150							
1930	ARIZONA STATE PRISON - SAF	FY15-1752	LABOR	06/29/2015	60.00	60.00	07/16/2015
1930	ARIZONA STATE PRISON - SAF	FY15-1753	LABOR	07/06/2015	41.25	41.25	07/16/2015
1930	ARIZONA STATE PRISON - SAF	FY15-1800	LABOR	07/10/2015	7.50	7.50	07/21/2015
1930	ARIZONA STATE PRISON - SAF	FY15-3051-FU	LABOR	06/23/2015	6.40	6.40	07/09/2015
1930	ARIZONA STATE PRISON - SAF	FY15-3052-FU	LABOR	06/29/2015	7.32	7.32	07/16/2015
1930	ARIZONA STATE PRISON - SAF	FY15-3053-FU	LABOR	07/06/2015	5.49	5.49	07/16/2015
1930	ARIZONA STATE PRISON - SAF	FY16-3200-F	LABOR	07/10/2015	1.83	1.83	07/21/2015
Total 55-88-150:					129.79	129.79	
55-88-302							
7350	SOUTHWEST RISK SERVICES, I	8/2015-7/2016	COMMUTING COVERAGE	07/01/2015	32.48	32.48	07/09/2015
Total 55-88-302:					32.48	32.48	
55-88-310							
8050	CENTURY LINK	9284285110/06	TELEPHONE	06/22/2015	13.08	13.08	07/09/2015
4364	IMPACT TELECOM	608375058	LONG DISTANCE	07/12/2015	3.22	3.22	07/21/2015
Total 55-88-310:					16.30	16.30	
55-88-311							
7827	TRANSWORLD NETWORK COR	13418039-C29	INTERNET	06/22/2015	4.28	4.28	07/09/2015
8195	VERIZON WIRELESS	9748027004	AIR CARDS/CELL	06/26/2015	102.64	102.64	07/09/2015
Total 55-88-311:					106.92	106.92	
55-88-325							
5235	K.R. SALINE & ASSOCIATES, PL	TCH285	CONSULTING SERVICES	06/30/2015	3,991.95	3,991.95	07/16/2015
Total 55-88-325:					3,991.95	3,991.95	
55-88-341							
3075	O'REILLY AUTO PARTS	2752-393735	EXPANSION VALVE	06/10/2015	33.99-	33.99-	07/16/2015
3075	O'REILLY AUTO PARTS	2752-393859	F PUMP	06/11/2015	47.70	47.70	07/16/2015
3075	O'REILLY AUTO PARTS	2752-393897	F PUMP	06/11/2015	47.70-	47.70-	07/16/2015
Total 55-88-341:					33.99-	33.99-	
55-88-344							
3850	EASTERN ARIZONA COURIER	630/063015	PRINTING & ADVERTISING	06/30/2015	219.83	219.83	07/09/2015
3850	EASTERN ARIZONA COURIER	998/063015	PRINTING & ADVERTISING	06/30/2015	47.28	47.28	07/09/2015
Total 55-88-344:					267.11	267.11	

Vendor	Vendor Name	Invoice Number	Description	Invoice Date	Net Invoice Amount	Amount Paid	Date Paid
55-88-350							
5530	MACK'S AUTO SUPPLY	722248	SEAT BELT TETHER	06/11/2015	111.59	111.59	07/16/2015
5530	MACK'S AUTO SUPPLY	722933	PARTS	06/17/2015	113.05	113.05	07/16/2015
5530	MACK'S AUTO SUPPLY	733760	HOSE	06/23/2015	96.09	96.09	07/16/2015
Total 55-88-350:					320.73	320.73	
55-88-381							
4405	GRAHAM CO ELECTRIC COOP I	JUNE 2015	WHEELING	07/14/2015	7,366.00	7,366.00	07/21/2015
7355	SOUTHWEST TRANSMISSION	JUNE 2015	TRANSMISSION SERVICES	07/09/2015	19,254.81	19,254.81	07/16/2015
8005	US DEPARTMENT OF ENERGY	968722	POINT TO POINT TRANSMISSIO	07/01/2015	291.84	291.84	07/09/2015
Total 55-88-381:					26,912.65	26,912.65	
55-88-385							
1885	ARIZONA POWER AUTHORITY	OY2015-0637	PURCHASE OF POWER	07/10/2015	4,835.68	4,835.68	07/16/2015
7333	SOUTHWEST PUBLIC POWER	250	PURCHASE OF POWER	07/20/2015	127,671.69	127,671.69	07/27/2015
8005	US DEPARTMENT OF ENERGY	968338	PURCHASE OF POWER	06/25/2015	1,280.00	1,280.00	07/09/2015
8005	US DEPARTMENT OF ENERGY	GG1229A0615	PURCHASE OF POWER	07/10/2015	4,945.83	4,945.83	07/16/2015
8005	US DEPARTMENT OF ENERGY	GG1229B0615	LOWER CO RIVER BASIN FUND	07/01/2015	1,968.07	1,968.07	07/09/2015
Total 55-88-385:					140,701.27	140,701.27	
55-88-426							
6830	RYLEY CARLOCK & APPLEWHI	255394	ATTORNEY	07/08/2015	174.00	174.00	07/16/2015
Total 55-88-426:					174.00	174.00	
55-88-510							
1840	ARIZONA MUNICIPAL POWER U	04/01/15-06/30	CREDA DUES	07/01/2015	61.73	61.73	07/09/2015
1840	ARIZONA MUNICIPAL POWER U	FY15/16 APRIL	AMPUA DUES	07/01/2015	750.00	750.00	07/09/2015
Total 55-88-510:					811.73	811.73	
55-88-520							
4184	FREEDOM MAILING SERVICES,	27011	OUTSOURCE BILLING	07/06/2015	84.02	84.02	07/16/2015
6052	ON LINE COLLECTIONS	JUNE 2015	COMMISSION ON COLLECTED	07/01/2015	15.02	15.02	07/09/2015
Total 55-88-520:					99.04	99.04	
55-88-525							
2780	BYRAM LABORATORIES	19506	AMR DATA TRANSFERS	06/30/2015	717.57	717.57	07/09/2015
Total 55-88-525:					717.57	717.57	
55-88-535							
4184	FREEDOM MAILING SERVICES,	27011	POSTAGE	07/06/2015	516.79	516.79	07/16/2015
Total 55-88-535:					516.79	516.79	
55-88-540							
6414	POSTER COMPLIANCE CENTE	2458078-RN	COMPLIANCE PROTECTION PL	07/01/2015	4.83	4.83	07/09/2015
6520	QUILL CORPORATION	5220961	OFFICE SUPPLIES	06/18/2015	1.99	1.99	07/09/2015
6520	QUILL CORPORATION	5223408	OFFICE SUPPLIES	06/18/2015	11.07	11.07	07/09/2015
6520	QUILL CORPORATION	5262646	OFFICE SUPPLIES	06/18/2015	1.67	1.67	07/09/2015
6520	QUILL CORPORATION	5457091	OFFICE SUPPLIES	06/25/2015	1.92	1.92	07/09/2015
6520	QUILL CORPORATION	5534643	OFFICE SUPPLIES	06/30/2015	12.93	12.93	07/16/2015
6520	QUILL CORPORATION	5576707	OFFICE SUPPLIES	07/02/2015	1.43	1.43	07/16/2015

Vendor	Vendor Name	Invoice Number	Description	Invoice Date	Net Invoice Amount	Amount Paid	Date Paid
6520	QUILL CORPORATION	5699289	OFFICE SUPPLIES	07/07/2015	.89	.89	07/16/2015
6520	QUILL CORPORATION	5702673	OFFICE SUPPLIES	07/07/2015	16.24	16.24	07/16/2015
Total 55-88-540:					52.97	52.97	
55-88-541							
2210	CLASS C SOLUTIONS GROUP	7620262001	NUTS & BOLTS	06/22/2015	22.88	22.88	07/09/2015
4510	GRAINGER, INC	9778803222	BATTERY PACK	06/29/2015	137.27	137.27	07/16/2015
5950	NCE MANAGEMENT TRUST	53493	KEYS/BAR OIL/KEY RINGS	06/10/2015	12.50	12.50	07/16/2015
Total 55-88-541:					172.65	172.65	
55-88-550							
1305	ALTEC INDUSTRIES, INC.	10416639	HYDRAULIC VALVE	06/26/2015	709.58	709.58	07/16/2015
Total 55-88-550:					709.58	709.58	
55-88-555							
7945	SENERGY PETROLEUM	899155	GAS/DIESEL	07/08/2015	591.85	591.85	07/16/2015
7314	SOUTHWESTERN BG, INC	44097	CHEMICALS	06/10/2015	52.29	52.29	07/16/2015
7314	SOUTHWESTERN BG, INC	44139	CHEMICALS	06/23/2015	35.03	35.03	07/16/2015
Total 55-88-555:					679.17	679.17	
55-88-748							
3435	DAN MARTIN	6005	IT CONSULTING	06/29/2015	180.00	180.00	07/16/2015
Total 55-88-748:					180.00	180.00	
55-88-781							
3280	COPPER STATE BOLT & NUT C	101287110	CONNECTORS TERMINALS SU	06/29/2015	76.98	76.98	07/16/2015
Total 55-88-781:					76.98	76.98	
55-88-782							
2780	BYRAM LABORATORIES	19536	a3TL NODE	06/30/2015	1,994.94	1,994.94	07/16/2015
Total 55-88-782:					1,994.94	1,994.94	
55-88-783							
8315	WESTERN UNITED ELECTRIC S	4067705	TRANSFORMERS	06/29/2015	8,648.64	8,648.64	07/16/2015
Total 55-88-783:					8,648.64	8,648.64	
55-88-784							
2830	C E S SAFFORD	028126	CONNECTOR/MASONRY BOX	07/01/2015	18.81	18.81	07/16/2015
4678	HD SUPPLY WHITE CAP	10003686902	SUPPLIES	06/26/2015	279.49	279.49	07/16/2015
6880	SAFFORD BUILDERS SUPPLY	629389	ELECTRIC SUPPLIES	06/15/2015	11.22	11.22	07/16/2015
6880	SAFFORD BUILDERS SUPPLY	630175	ELECTRIC SUPPLIES	06/19/2015	39.37	39.37	07/16/2015
6880	SAFFORD BUILDERS SUPPLY	630536	HARDWARE	06/23/2015	27.87	27.87	07/16/2015
Total 55-88-784:					376.76	376.76	
55-88-792							
6840	S D MYERS INC	741322	CRITICAL PAC	06/23/2015	861.00	861.00	07/16/2015
Total 55-88-792:					861.00	861.00	

Vendor	Vendor Name	Invoice Number	Description	Invoice Date	Net Invoice Amount	Amount Paid	Date Paid
Grand Totals:					789,784.77	789,784.77	

Dated: _____

Mayor: _____

City Council: _____

Town Clerk: _____

Report Criteria:

Detail report.

Invoices with totals above \$0.00 included.

Only paid invoices included.

TOWN OF THATCHER
FUND SUMMARY
FOR THE 1 MONTHS ENDING JULY 31, 2015

GENERAL FUND

	PERIOD ACTUAL	YTD ACTUAL	BUDGET	VARIANCE	PCNT
<u>REVENUE</u>					
TOWN TAXES	221,489.00	221,489.00	3,131,317.00	2,909,828.00	7.1
INTERGOVERNMENTAL REVENUE	111,409.07	111,409.07	1,325,142.00	1,213,732.93	8.4
CHARGES FOR SERVICES	4,839.08	4,839.08	143,750.00	138,910.92	3.4
LICENSES/PERMITS	207.00	207.00	16,550.00	16,343.00	1.3
FINES/FOREITS	.00	.00	50.00	50.00	.0
MISCELLANEOUS	430.00	430.00	16,200.00	15,770.00	2.7
INTEREST ON INVESTMENTS	1,067.35	1,067.35	10,000.00	8,932.65	10.7
	<u>339,441.50</u>	<u>339,441.50</u>	<u>4,643,009.00</u>	<u>4,303,567.50</u>	<u>7.3</u>
<u>EXPENDITURES</u>					
MAYOR AND COUNCIL	17,047.55	17,047.55	266,499.00	249,451.45	6.4
ADMINISTRATION	22,589.87	22,589.87	303,775.00	281,185.13	7.4
MAGISTRATE	7,338.91	7,338.91	100,043.00	92,704.09	7.3
PARKS/RECREATION	47,225.69	47,225.69	375,825.00	328,599.31	12.6
POLICE	195,118.26	195,118.26	1,891,082.00	1,695,963.74	10.3
FIRE	13,161.87	13,161.87	128,825.00	115,663.13	10.2
SHOP	17,181.85	17,181.85	256,913.00	239,731.15	6.7
STREETS	47,043.84	47,043.84	646,646.00	598,602.16	7.3
COMMUNITY DEVELOPMENT	23,231.44	23,231.44	356,440.00	333,208.56	6.5
MISCELLANEOUS EXPENSES	133,874.78	133,874.78	1,317,964.00	1,184,089.22	10.2
	<u>523,814.06</u>	<u>523,814.06</u>	<u>5,643,012.00</u>	<u>5,119,197.94</u>	<u>9.3</u>
	<u>(184,372.56)</u>	<u>(184,372.56)</u>	<u>(1,000,003.00)</u>	<u>(815,630.44)</u>	<u>(18.4)</u>

TOWN OF THATCHER
 FUND SUMMARY
 FOR THE 1 MONTHS ENDING JULY 31, 2015

HURF FUND

	PERIOD ACTUAL	YTD ACTUAL	BUDGET	VARIANCE	PCNT
<u>REVENUE</u>					
INTERGOVERNMENTAL REVENUE	31,784.32	31,784.32	380,977.00	349,192.68	8.3
INTEREST ON INVESTMENTS	1.89	1.89	.00	(1.89)	.0
	<u>31,786.21</u>	<u>31,786.21</u>	<u>380,977.00</u>	<u>349,190.79</u>	<u>8.3</u>
<u>EXPENDITURES</u>					
SPECIAL REVENUE EXPENDITURES	16,984.85	16,984.85	380,977.00	363,992.15	4.5
	<u>16,984.85</u>	<u>16,984.85</u>	<u>380,977.00</u>	<u>363,992.15</u>	<u>4.5</u>
	<u>14,801.36</u>	<u>14,801.36</u>	<u>.00</u>	<u>(14,801.36)</u>	<u>.0</u>

TOWN OF THATCHER
 FUND SUMMARY
 FOR THE 1 MONTHS ENDING JULY 31, 2015

MISCELLANEOUS GRANTS

	<u>PERIOD ACTUAL</u>	<u>YTD ACTUAL</u>	<u>BUDGET</u>	<u>VARIANCE</u>	<u>PCNT</u>
<u>REVENUE</u>					
INTERGOVERNMENTAL REVENUE	5,111.46	5,111.46	261,800.00	256,688.54	2.0
	<u>5,111.46</u>	<u>5,111.46</u>	<u>261,800.00</u>	<u>256,688.54</u>	<u>2.0</u>
<u>EXPENDITURES</u>					
GRANT-EXPENDITURES	5,110.82	5,110.82	261,800.00	256,689.18	2.0
	<u>5,110.82</u>	<u>5,110.82</u>	<u>261,800.00</u>	<u>256,689.18</u>	<u>2.0</u>
	<u>.64</u>	<u>.64</u>	<u>.00</u>	<u>(.64)</u>	<u>.0</u>

TOWN OF THATCHER
 FUND SUMMARY
 FOR THE 1 MONTHS ENDING JULY 31, 2015

SANITATION ENTERPRISE FUND

	PERIOD ACTUAL	YTD ACTUAL	BUDGET	VARIANCE	PCNT
<u>REVENUE</u>					
CHARGES FOR SERVICES	18,531.68	18,531.68	225,000.00	206,468.32	8.2
SOURCE 36	.00	.00	57,397.00	57,397.00	.0
	<u>18,531.68</u>	<u>18,531.68</u>	<u>282,397.00</u>	<u>263,865.32</u>	<u>6.6</u>
<u>EXPENDITURES</u>					
DEPARTMENT 83	21,224.12	21,224.12	282,398.00	261,173.88	7.5
	<u>21,224.12</u>	<u>21,224.12</u>	<u>282,398.00</u>	<u>261,173.88</u>	<u>7.5</u>
	<u>(2,692.44)</u>	<u>(2,692.44)</u>	<u>(1.00)</u>	<u>2,691.44</u>	<u>(26924</u>

TOWN OF THATCHER
 FUND SUMMARY
 FOR THE 1 MONTHS ENDING JULY 31, 2015


SEWER ENTERPRISE FUND

	<u>PERIOD ACTUAL</u>	<u>YTD ACTUAL</u>	<u>BUDGET</u>	<u>VARIANCE</u>	<u>PCNT</u>
<u>REVENUE</u>					
CHARGES FOR SERVICES	24,536.29	24,536.29	283,000.00	258,463.71	8.7
	<u>24,536.29</u>	<u>24,536.29</u>	<u>283,000.00</u>	<u>258,463.71</u>	<u>8.7</u>
<u>EXPENDITURES</u>					
SEWER	7,395.62	7,395.62	283,000.00	275,604.38	2.6
	<u>7,395.62</u>	<u>7,395.62</u>	<u>283,000.00</u>	<u>275,604.38</u>	<u>2.6</u>
	<u>17,140.67</u>	<u>17,140.67</u>	<u>.00</u>	<u>(17,140.67)</u>	<u>.0</u>

TOWN OF THATCHER
 FUND SUMMARY
 FOR THE 1 MONTHS ENDING JULY 31, 2015

ELECTRIC ENTERPRISE FUND

















	PERIOD ACTUAL	YTD ACTUAL	BUDGET	VARIANCE	PCNT
<u>REVENUE</u>					
CHARGES FOR SERVICES	303,368.93	303,368.93	2,856,816.00	2,553,447.07	10.6
INTEREST ON INVESTMENTS	171.22	171.22	3,000.00	2,828.78	5.7
	<u>303,540.15</u>	<u>303,540.15</u>	<u>2,859,816.00</u>	<u>2,556,275.85</u>	<u>10.6</u>
<u>EXPENDITURES</u>					
ELECTRIC	276,165.50	276,165.50	3,859,816.00	3,583,650.50	7.2
	<u>276,165.50</u>	<u>276,165.50</u>	<u>3,859,816.00</u>	<u>3,583,650.50</u>	<u>7.2</u>
	<u>27,374.65</u>	<u>27,374.65</u>	<u>(1,000,000.00)</u>	<u>(1,027,374.65)</u>	<u>2.7</u>



FRIEDMAN RECYCLING COMPANIES

OFFICIAL SPONSOR OF THE ENVIRONMENT

Please **ONLY** these **CLEAN** items in your cart.

Metal	Plastic	Paper
 <p>Pots & Pans</p>	 <p>Water and Soda Bottles (Plastic #1)</p>	 <p>Milk & Juice Cartons Juice Boxes</p>
 <p>Small Electronics</p>	 <p>Milk Jugs (Plastic #2)</p>	 <p>Newspapers</p>
 <p>Aluminum Cans</p>	 <p>Detergent Bottles (Plastic #2)</p>	 <p>Magazines</p>
 <p>Tin and Steel Cans</p>	 <p>Rigid Hampers and Baskets</p>	 <p>Paperboard</p>
	 <p>Plastic Tubs and Jars (Plastic #3-#7)</p>	 <p>Office Paper</p>
		 <p>Paper Bags</p>
		 <p>Junk Mail</p>

Be sure all recyclables are clean.

Place your cart at the curb by 6:00 A.M. on your recycling service day.

PLEASE DO NOT
put the following
items in this cart!

- NO Garbage
- NO Yard Waste or Leaves
- NO Garden Hoses
- NO Textiles or Used Clothing
- NO Styrofoam
- NO Pizza Boxes
- NO Glass
- NO Light Bulbs
- NO Hazardous Waste
- NO Medical Waste
- NO Batteries
- NO Sharp Metal
- NO Motor Oil Bottles



RECYCLE RIGHT!

877-500-RECYCLE
www.FriedmanRecycling.com

2015 Calendar

January						
Su	Mo	Tu	We	Th	Fr	Sa
				1	2	3
4	5	6	7	8	9	10
11	12	13	14	15	16	17
18	19	20	21	22	23	24
25	26	27	28	29	30	31

February						
Su	Mo	Tu	We	Th	Fr	Sa
1	2	3	4	5	6	7
8	9	10	11	12	13	14
15	16	17	18	19	20	21
22	23	24	25	26	27	28

March						
Su	Mo	Tu	We	Th	Fr	Sa
1	2	3	4	5	6	7
8	9	10	11	12	13	14
15	16	17	18	19	20	21
22	23	24	25	26	27	28
29	30	31				

April						
Su	Mo	Tu	We	Th	Fr	Sa
			1	2	3	4
5	6	7	8	9	10	11
12	13	14	15	16	17	18
19	20	21	22	23	24	25
26	27	28	29	30		

May						
Su	Mo	Tu	We	Th	Fr	Sa
					1	2
3	4	5	6	7	8	9
10	11	12	13	14	15	16
17	18	19	20	21	22	23
24	25	26	27	28	29	30
31						

June						
Su	Mo	Tu	We	Th	Fr	Sa
	1	2	3	4	5	6
7	8	9	10	11	12	13
14	15	16	17	18	19	20
21	22	23	24	25	26	27
28	29	30				

July						
Su	Mo	Tu	We	Th	Fr	Sa
			1	2	3	4
5	6	7	8	9	10	11
12	13	14	15	16	17	18
19	20	21	22	23	24	25
26	27	28	29	30	31	

August						
Su	Mo	Tu	We	Th	Fr	Sa
						1
2	3	4	5	6	7	8
9	10	11	12	13	14	15
16	17	18	19	20	21	22
23	24	25	26	27	28	29
30	31					


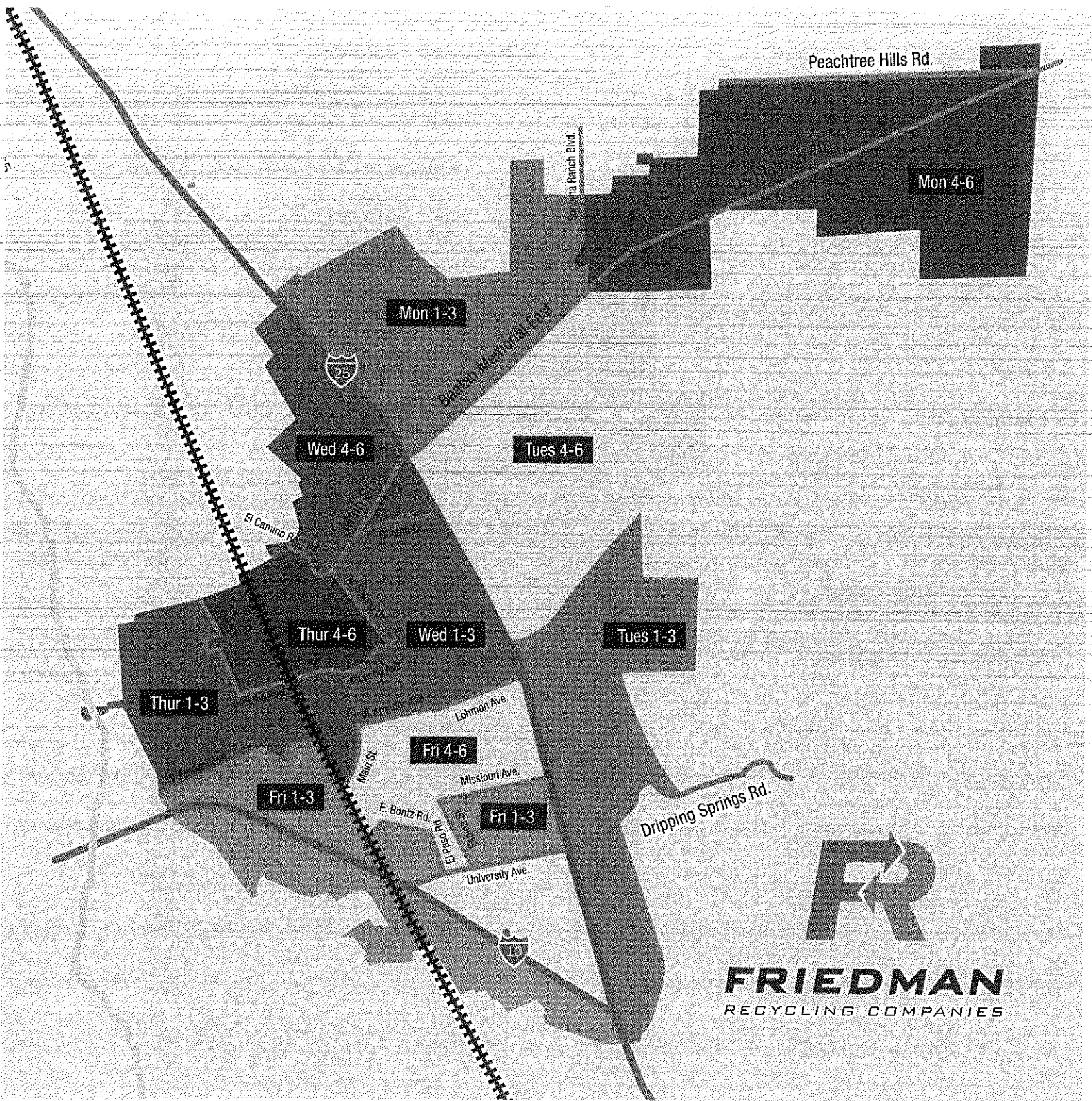
September						
Su	Mo	Tu	We	Th	Fr	Sa
		1	2	3	4	5
6	7	8	9	10	11	12
13	14	15	16	17	18	19
20	21	22	23	24	25	26
27	28	29	30			

October						
Su	Mo	Tu	We	Th	Fr	Sa
				1	2	3
4	5	6	7	8	9	10
11	12	13	14	15	16	17
18	19	20	21	22	23	24
25	26	27	28	29	30	31


November						
Su	Mo	Tu	We	Th	Fr	Sa
1	2	3	4	5	6	7
8	9	10	11	12	13	14
15	16	17	18	19	20	21
22	23	24	25	26	27	28
29						

December						
Su	Mo	Tu	We	Th	Fr	Sa
		1	2	3	4	5
6	7	8	9	10	11	12
13	14	15	16	17	18	19
20	21	22	23	24	25	26
27	28	29	30	31		

Route 1 Monday	Route 1 Tuesday	Route 1 Wednesday	Route 1 Thursday	Route 1 Friday
Route 2 Monday	Route 2 Tuesday	Route 2 Wednesday	Route 2 Thursday	Route 2 Friday



FRIEDMAN
RECYCLING COMPANIES



FRIEDMAN
RECYCLING COMPANIES

Las Cruces Residential Recycling Services - at a Glance



**THANK YOU FOR MAKING
LAS CRUCES A BETTER PLACE TO LIVE!**

Each time you fill your recycling bin, you make a difference. Here are some quick tips for making our recycling program a continued success.




WHEN?

Recycling pick-ups are every other week. Go to www.LasCrucesRecycles.com to find out your pick-up day or call 575.323.5086.

WHAT?

Knowing what to recycle can be confusing. If you still have questions visit us online at www.LasCrucesRecycles.com or call us at 575-323-5086. We're available 24/7.

On the back of this door hanger, there's a handy breakdown of the do's and don'ts:



PLEASE RECYCLE

PAPER

Newspapers, magazines, office paper, junk mail, catalogues, phone books, paper bags, cardboard, all books, cartons (milk/juice), paperboard (i.e. cereal boxes)

Extra tip: Please break down your cardboard boxes

Plastics (1-7)

Jugs (milk/juice), rigid laundry hampers & baskets, bottles (soda/water), plastic tubs & jars

Metal

Aluminum cans, steel cans, pots & pans, small electronics

DON'T RECYCLE

NO garbage	NO Styrofoam	NO hazardous waste
NO yard waste or leaves	NO pizza boxes	NO medical waste
NO garden hoses	NO glass	NO batteries
NO textiles or used clothing	NO light bulbs	NO sharp metal

Extra tip: Please be careful not to overfill your bins!

HOW?

To keep Las Cruces beautiful, place your bin on the curb, at least five (5) feet away from other objects or containers.

Please... Place on your curb by 6:00 a.m. Remove by 7:00 p.m.

WHY?

We can continue working together to reduce our carbon footprint. Since the start of our program, you've helped Las Cruces save:



Over 250,000 trees



108 million gallons of water



63 million KWH of electricity



Over \$1 million in avoided disposal expenses